



Cleo

Let's link!



psmighting

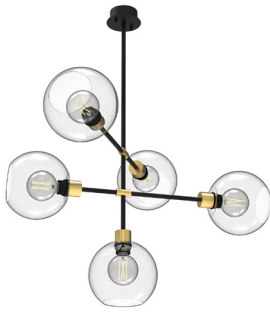
Delighted to help you



All information in this catalogue is without engagement.
Psmlighting bv reserves the right to alter materials, characteristics and dimensions without prior notice.
Read instructions carefully. The general psmlighting sales conditions are always applicable.
Nothing in this catalogue can be reproduced without permission in writing from the psmlighting bv company.

1507.5.E27/.. - CLEO

~230V



pendant on rod with built-up base - fixed

Lamptype

5x A60 E27 max. 15W 230V

Dimensions

↔ B820xH1150 Tige 1000

Glass Ø180 Ø125xH25

Materials

Aluminium 1M | 2M
Aluminium / Messing 116 | 216

Ref

1507.5.E27.1M.TR
1507.5.E27.2M.SG
1507.5.E27.2M.TR
1507.5.E27.2M.BZ
1507.5.E27.116.TR
1507.5.E27.216.SG
1507.5.E27.216.TR
1507.5.E27.216.BZ

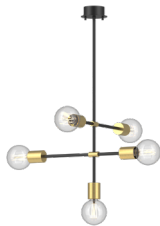
Price €



built-up
other colors of glass on request

1529.5.E27/.. - CLEO

~230V



pendant on rod with built-up base - fixed

Lamptype

5x G95 E27 max. 8W 230V

Dimensions

↔ B555xH1025 Tige 600

Ø125xH25

Materials

Aluminium 1M | 2M
Aluminium / Messing 116 | 216
Messing 16

Ref

1529.5.E27.1M
1529.5.E27.2M
1529.5.E27.16
1529.5.E27.116
1529.5.E27.216

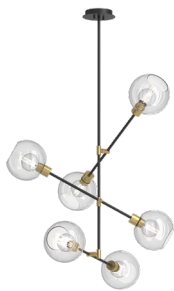
Price €



built-up
without glass

5141/.. - CLEO

~230V



pendant on rod with built-up base - directional

Lamptype

6x A60 E27 max. 15W 230V

Dimensions

↔ B820xH950 Tige 400

Glass Ø180 Rosette Ø125xH25


Materials

Aluminium 1M | 2M
Aluminium / Messing 116 | 216
Messing 16

Ref

5141.1M.TR
5141.2M.SG
5141.2M.TR
5141.2M.BZ
5141.16.SG
5141.116.TR
5141.216.SG
5141.216.TR
5141.216.BZ


Price €



built-up
other colors of glass on request

5142/.. - CLEO

~230V



pendant - fixed

Lamptype

6x A60 E27 max. 15W 230V

Dimensions

↔ L1520xB700xH945 Tige 600

Glass Ø180 L900xB50xH40

Materials

Aluminium 1M | 2M
Aluminium / Messing 116 | 216
Messing 16

Ref

5142.1M.TR
5142.2M.SG
5142.2M.TR
5142.2M.BZ
5142.16.SG
5142.16.TR
5142.116.TR
5142.216.SG
5142.216.TR
5142.216.BZ

Price €



built-up
other colors of glass on request

INDOOR | Ceiling UP | Pendants | GLORIA

1512/.. - CLEO

~230V



pendant - round - fixed

Lamptype

3x G95 E27 max. 8W

230V

Dimensions

L300xB580xH440



Materials

Aluminium

1M | 2M

Aluminium / Messing

116 | 216

Ref

1512.1M

1512.2M

1512.116

1512.216

Price €



built-up
without glass

1513/.. - CLEO

~230V



pendant - fixed

Lamptype

4x G95 E27 max. 8W

230V

Dimensions

L280xB280xH820



Materials

Aluminium

1M | 2M

Aluminium / Messing

116 | 216

Ref

1513.1M

1513.2M

1513.116

1513.216

Price €

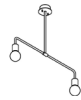


built-up
without glass



1514/.. - CLEO

~230V



pendant with swivel and built-up base - fixed

Lamptype

2x G95 E27 max. 8W 230V

Dimensions

↔ B700xH770 Tige 600

↖ Ø60xH25

Materials

Aluminium 1M | 2M

Aluminium / Messing 116 | 216

Ref

1514.1M

1514.2M

1514.116

1514.216

Price €



built-up
without glass

1515/.. - CLEO

~230V



pendant with swivel and built-up base - fixed

Lamptype

2x G80 E27 max. 40W 230V

Dimensions

↔ B900xH975 Tige 600

Glass Ø250 ↖ Ø75

Materials

Aluminium 1M | 2M

Aluminium / Messing 116 | 216

Ref

1515.1M.TR

1515.2M.TR

1515.2M.SG

1515.116.TR

1515.216.TR

1515.216.SG

Price €



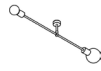
built-up
other colours of glass on request



INDOOR | Ceiling UP | Pendants | GLORIA

1509/.. - CLEO

~230V



pendant - directional - asymmetric

Lamptype

2x G95 E27 max. 8W

230V

Dimensions

B830xH150

Tige 75

Ø60

Materials

Aluminium

1M | 2M

Aluminium / Messing

116 | 216

Ref

1509.1M

1509.2M

1509.116

1509.216

Price €

built-up
without glass

1508/.. - CLEO

~230V



pendant on rod with built-up base - fixed - asymmetric

Lamptype

2x G95 E27 max. 8W

230V

Dimensions

B1100xH860

Tige 800

Ø100xH37

Materials

Aluminium

1M | 2M

Aluminium / Messing

116 | 216

Ref

1508.1M

1508.2M

1508.116

1508.216

Price €

built-up
without glass



1516/.. - CLEO

~230V



floorlamp - fixed - with cable and plug

Lamptype

3x G95 E27 max. 8W 230V

Dimensions

↔ Ø297xH1400 Base Ø260

Materials

Aluminium 1M | 2M
Aluminium / Messing 116 | 216

Options

S1640/.. DIMMER KABEL

Ref	Price €
1516.1M	
1516.2M	
1516.116	
1516.216	

built-up
without glass

1517.B.E27/.. - CLEO

~230V



floorlamp - fixed - with cable and plug

Lamptype

3x A60 E27 max. 15W 230V

Dimensions

↔ Ø430xH1560 Base Ø260

Glass Ø180

Materials

Aluminium 1M | 2M
Aluminium / Messing 116 | 216

Options

S1640/.. DIMMER KABEL

Ref	Price €
1517.B.E27.1M.TR	
1517.B.E27.2M.TR	
1517.B.E27.2M.SG	
1517.B.E27.2M.BZ	
1517.B.E27.116.TR	
1517.B.E27.216.TR	
1517.B.E27.216.SG	
1517.B.E27.216.BZ	

built-up
other colours of glass on request

1566.SH/.. - CLEO

~230V



table lamp - fixed - with switch + cable

Lamptype

1x A60 E27 max. 15W 230V
1x G95 E27 max. 10,5W 230V

Dimensions

↔ L240xB170xH560 800

Base L170xB170xH12

Materials

Aluminium 1M | 2M
Aluminium / Messing 216

Ref	Price €
1566.SH.1M	
1566.SH.2M	
1566.SH.216	

built-up
Lampshade not included

1566/.. - CLEO

~230V



table lamp - fixed - with switch + cable

Lamptype

1x A60 E27 max. 15W 230V
1x G95 E27 max. 10,5W 230V

Dimensions

↔ L240xB170xH560 800

Base L170xB170xH12

Materials

Aluminium 1M | 2M
Aluminium / Messing 216

Ref	Price €
1566.1M	
1566.2M	
1566.216	

built-up

INDOOR | Ceiling UP | Pendants | GLORIA

5148/.. - CLEO

230V



built-up
other colour of glasses on request

floorlamp

Lamptype

4x A60 E27 max. 8W

230V

Dimensions

↔ Ø450xH1450

Tige 1450

Base Ø260

Glass Ø180

Materials

Aluminium

2M

Aluminium / Messing

216

Messing

16

Ref

5148.2M.TR

5148.16.SG

5148.16.TR

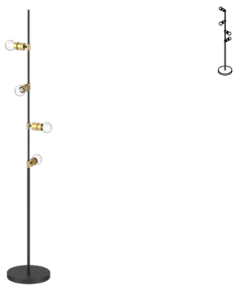
5148.216.TR

Price €



5167/.. - VOGUE / CLEO

230V



built-up

floorlamp - without glass

Lamptype

4x A60 E27 max. 8W

230V

Dimensions

↔ Ø450xH1450

1450

Base Ø260

Glass Ø180

Materials

Aluminium

2M

Aluminium / Messing

216

Messing

16

Ref

5167.2M

5167.16

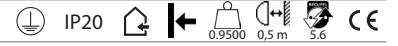
5167.216

Price €



5102/.. - CLEO

~230V



built-up wall light - fixed

Lamptype

1x G80 E27 max. 8W

230V

Dimensions

←→ B110xH320xD220

Base Ø110xD35

Materials

Aluminium

1M | 2M

Aluminium / Messing

216

Ref

5102.1M

5102.2M

5102.216


Price €



built-up

5106/.. - CLEO

~230V



built-up wall light - fixed

Lamptype

1x G95 E27 max. 8W

230V

Dimensions

←→ B220xH480xD220

Base Ø110xD55

Materials

Aluminium

1M | 2M

Aluminium / Messing

216

Ref

5106.1M

5106.2M

5106.216

Price €



built-up

CEILING UP

PENDANTS







1M.16 & 2M.16

Sockets and connection pieces in satin gold.



Available custom made, create your own Cleo.





Groendreef 60, 9880 Aalter | T +32 9 374 19 51 | www.psmlighting.be

All our products are locally made in Aalter, Belgium (EU). Short delivery times.