





INDOOR DRIVERS

Index

12V-AC
12V-DC
24V-DC
48V-DC
.....	
250mA
300mA
500mA
700mA
1050mA
1400mA

12V-AC



LED DRIVER	12V-AC
CODE	TR119772/..
	   IP20
DIMENSIONS (LxWxH (mm))	L107xB32xH20
INPUT	230V 50Hz
OUTPUT CURRENT	
OUTPUT POWER	50.00W
MAX POWER FACTOR	0,98
DIMMING	
PRICE	€25,00

12V-DC



LED DRIVER	12V-DC	12V-DC	12V-DC	12V-DC
CODE	TR123400/..	TR123424/..	TR122260/..	TR127556/..
DIMENSIONS (LxWxH (mm))	L111xB52xH22	L103xB67xH21	L166xB46xH34	L110xB52xH22
INPUT	230V 50Hz	230V 50Hz	230V 50Hz	230V 50Hz
OUTPUT CURRENT	0,9A	0,9A	0,9A	0,9A
OUTPUT POWER	10.00W	10.00W	10.00W	11.00W
MAX POWER FACTOR	0,95	0,95	0,97	0,85
DIMMING				
PRICE	€40,57	€49,70	€64,84	€44,52

12V-DC



LED DRIVER	12V-DC
CODE	TR122200/..
DIMENSIONS (LxWxH (mm))	L103xB67xH21
INPUT	230V 50Hz
OUTPUT CURRENT	1,05A
OUTPUT POWER	13.00W
MAX POWER FACTOR	0,98
DIMMING	
PRICE	€48,90

24V-DC



LED DRIVER	24V-DC	24V-DC	24V-DC	24V-DC	24V-DC
CODE	GEARER14PU06/..	TR122434/..	TR122442/..	TR123403/..	TR123680/..
	IP20	IP65	IP20	IP20	IP20
DIMENSIONS (LxWxH (mm))	L100xB48xH39	L194xB20xH20	L158xB22xH19	L111xB52xH22	L124xB79xH22
INPUT	230V 50Hz	230V 50Hz	230V 50Hz	230V 50Hz	230V 50Hz
OUTPUT CURRENT	12A	0,54A	0,54A	0,62A	0,7A
OUTPUT POWER	12.00W	13.00W	13.00W	15.00W	17.00W
MAX POWER FACTOR		0,60	0,60	0,92	0,96
DIMMING					
PRICE	€60,86	€35,14	€30,43	€50,35	€59,15

24V-DC



LED DRIVER	24V-DC	24V-DC	24V-DC	24V-DC	24V-DC
CODE	LPV2024/..	TR122200/..	TR123400/..	TR123424/..	TR122260/..
	IP20	IP20	IP20	IP20	IP20
DIMENSIONS (LxWxH (mm))	L118xB35xH26	L103xB67xH21	L111xB52xH22	L103xB67xH21	L166xB46xH34
INPUT	230V 50Hz	230V 50Hz	230V 50Hz	230V 50Hz	230V 50Hz
OUTPUT CURRENT	0,83A	1,05A	0,9A	0,83A	0,9A
OUTPUT POWER	20.00W	20.00W	20.00W	20.00W	20.00W
MAX POWER FACTOR	0,90	0,98	0,95	0,95	0,97
DIMMING					
PRICE	€21,98	€48,90	€40,57	€49,70	€64,84

24V-DC



LED DRIVER	24V-DC	24V-DC	24V-DC	24V-DC	24V-DC
CODE	TR127556/..	LPV3524/..	TR127552/..	LPV6024/..	HDR60-24/..
	IP20	IP67	IP20	IP20	IP20
DIMENSIONS (LxWxH (mm))	L110xB52xH22	L148xB40xH30	L110xB76xH30	L162xB42,5xH32	L52,5xB90xH54,5
INPUT	230V 50Hz	230V 50Hz	230V 50Hz	230V 50Hz	230V 50Hz
OUTPUT CURRENT	0,83A	1,45A	2,08A	2,5A	2,5A
OUTPUT POWER	20.00W	35.00W	50.00W	60.00W	60.00W
MAX POWER FACTOR	0,85	0,90	0,95	0,90	0,90
DIMMING					
PRICE	€44,52	€31,66	€76,00	€35,65	€43,75




24V-DC



LED DRIVER	24V-DC	24V-DC	24V-DC	24V-DC	24V-DC
CODE	LPV10024/..	HDR100-24N/..	LPV15024/..	HDR150-24/..	NDR240-24/..
	  IP20	  IP20	  IP20	  IP20	  IP20
DIMENSIONS (LxWxH (mm))	L190xB52xH37	L70xB90xH54,5	L191xB63xH37,5	L105xB90xH54,5	L63xB125,2xH113,5
INPUT	230V 50Hz	230V 50Hz	230V 50Hz	230V 50Hz	230V 50Hz
OUTPUT CURRENT	4,2A	4,2A	6,25A	6,25A	10A
OUTPUT POWER	100.00W	100.00W	150.00W	150.00W	240.00W
MAX POWER FACTOR	0,90	0,90	0,90	0,90	0,98
DIMMING					
PRICE	€58,50	€61,25	€81,36	€78,05	€123,20

24V-DC



LED DRIVER	24V-DC
CODE	NDR480-24/..
	  IP20
DIMENSIONS (LxWxH (mm))	L85,5xB125,2xH128,5
INPUT	230V 50Hz
OUTPUT CURRENT	20A
OUTPUT POWER	480.00W
MAX POWER FACTOR	0,98
DIMMING	
PRICE	€240,45

48V-DC



LED DRIVER	48V-DC	48V-DC	48V-DC	48V-DC	48V-DC
CODE	RSLP035-48/..	TR122204/..	TR127413/..	TR127310/..	LPV6048/..
	IP20	IP20	IP20	IP20	IP20
DIMENSIONS (LxWxH (mm))	L70xB52xH27	L124xB79xH22	L124xB79xH22	L130xB76xH30	L162xB42,5xH32
INPUT	230V 50Hz	230V 50Hz	230V 50Hz	230V 50Hz	230V 50Hz
OUTPUT CURRENT	0,72A	1,05A	10,5A		1,25A
OUTPUT POWER	35.00W	50.00W	50.00W	55.00W	60.00W
MAX POWER FACTOR	0,90	0,95	0,95	0,98	0,86
DIMMING					
PRICE	€98,55	€64,84	€91,08	€70,64	€38,53

48V-DC



LED DRIVER	48V-DC	48V-DC	48V-DC	48V-DC	48V-DC
CODE	DRP12048/..	HDR150-48/..	DRP24048/..	NDR240-48/..	DRP48048/..
	IP20	IP20	IP20	IP20	IP20
DIMENSIONS (LxWxH (mm))	L125,2xB65,5xH100	L105xB90xH54,5	L125,5xB125xH100	L63xB125,2xH113,5	L227xB125,2xH100
INPUT	230V 50Hz	230V 50Hz	230V 50Hz	230V 50Hz	230V 50Hz
OUTPUT CURRENT	2,5A	3,2A	5A	5A	10A
OUTPUT POWER	120.00W	150.00W	240.00W	240.00W	480.00W
MAX POWER FACTOR	0,90	0,90	0,85	0,98	0,90
DIMMING					
PRICE	€97,55	€78,05	€161,13	€123,20	€231,48

48V-DC



LED DRIVER	48V-DC
CODE	NDR480-48/..
	IP20
DIMENSIONS (LxWxH (mm))	L85,5xB125,2xH128,5
INPUT	230V 50Hz
OUTPUT CURRENT	10A
OUTPUT POWER	480.00W
MAX POWER FACTOR	0,98
DIMMING	
PRICE	€240,45

250mA



LED DRIVER	250mA	250mA	250mA	250mA	250mA
CODE	TR127048/..	TR28002402/..	TR123403/..	TR127556/..	TR123424/..
	IP20	IP20	IP20	IP20	IP20
DIMENSIONS (LxWxH (mm))	L102xB38xH21	Ø42xH20	L111xB52xH22	L110xB52xH22	L103xB67xH21
INPUT	230V 50Hz	230V 50Hz	230V 50Hz	230V 50Hz	230V 50Hz
OUTPUT VOLTAGE	18-28V	21-40V	15-43V	15-48V	10-48V
OUTPUT POWER	7.00W	10.00W	10.00W	12.00W	12.00W
MAX POWER FACTOR	0,96	0,90	0,92	0,85	0,95
DIMMING					
PRICE	€27,95	€18,48	€50,35	€44,52	€49,70

250mA



LED DRIVER	250mA
CODE	TR123680/..
	IP20
DIMENSIONS (LxWxH (mm))	L124xB79xH22
INPUT	230V 50Hz
OUTPUT VOLTAGE	2-53V
OUTPUT POWER	13.00W
MAX POWER FACTOR	0,96
DIMMING	
PRICE	€59,15

350mA



LED DRIVER	350mA	350mA	350mA	350mA	350mA
CODE	VLMPDCC3.350MA/..	RSD35005E/..	LTLED6CC.350MA/..	OT9D.350MA/..	TR127040/..
	IP20	IP20	IP20	IP20	IP20
DIMENSIONS (LxWxH (mm))	L40xB42xH21	Ø53xH22	L45xB45xH25	L108xB53xH33	L102xB38xH21,2
INPUT	230V 50Hz	230V 50Hz	230V 50Hz	230V 50Hz	230V 50Hz
OUTPUT VOLTAGE	8,5V	8-14V	2-17V	10-26V	8,5-28V
OUTPUT POWER	3.00W	5.00W	6.00W	9.00W	10.00W
MAX POWER FACTOR	0,86	0,95	0,90	0,90	0,96
DIMMING					
PRICE	€23,28	€25,00	€35,26	€43,74	€27,95

350mA



LED DRIVER	350mA	350mA	350mA	350mA	350mA
CODE	TR122790/..	TR28002403/..	TR89800255/..	TR123403/..	TR123400/..
	IP20	IP20	IP20	IP20	IP20
DIMENSIONS (LxWxH (mm))	L66xB50xH22	Ø42xH20	L139xB30xH21	L111xB52xH22	L111xB52xH22
INPUT	230V 50Hz	230V 50Hz	230V 50Hz	230V 50Hz	230V 50Hz
OUTPUT VOLTAGE	2-31V	21-40V	51V	2-43V	2-43V
OUTPUT POWER	12.00W	14.00W	15.00W	15.00W	15.00W
MAX POWER FACTOR	0,54	0,90	0,97	0,92	0,95
DIMMING					
PRICE	€32,24	€18,90	€25,50	€50,35	€40,57

350mA



LED DRIVER	350mA	350mA	350mA	350mA	350mA
CODE	TR87500386/..	TR122200/..	TR122246/..	TR122260/..	VLMPDCC15.350MA/..
	IP20	IP20	IP20	IP20	IP20
DIMENSIONS (LxWxH (mm))	L102xB51xH30	L103xB67xH21	L122xB38xH28	L166xB46xH34	L124xB40xH20
INPUT	230V 50Hz	230V 50Hz	230V 50Hz	230V 50Hz	230V 50Hz
OUTPUT VOLTAGE		2-47V	3-47V	2-47V	48V
OUTPUT POWER	15.00W	17.00W	17.00W	17.00W	17.00W
MAX POWER FACTOR	0,97	0,98	0,55	0,97	0,60
DIMMING					
PRICE	€24,75	€48,90	€31,15	€64,84	€32,40

350mA



LED DRIVER	350mA	350mA	350mA	350mA	350mA
CODE	TR123424/..	TR127556/..	TRLCM25/..	TR123680/..	TR127630/..
DIMENSIONS (LxWxH (mm))	L103xB67xH21	L110xB52xH22	L105xB68xH23	L124xB79xH22	L124xB79xH22
INPUT	230V 50Hz	230V 50Hz	230V 50Hz	230V 50Hz	230V 50Hz
OUTPUT VOLTAGE	5-48V	10-48V	6-54V	2-53V	10-54V
OUTPUT POWER	17.00W	17.00W	18.00W	18.00W	18.50W
MAX POWER FACTOR	0,95	0,85	0,94	0,96	0,95
DIMMING					
PRICE	€49,70	€44,52	€62,99	€59,15	€97,65

350mA



LED DRIVER	350mA	350mA	350mA	350mA	350mA
CODE	LPC20-350/..	TR122204/..	TR127411/..	TR127413/..	TRLCM40/..
DIMENSIONS (LxWxH (mm))	L118xB35xH26	L124xB79xH22	L124xB79xH22	L124xB79xH22	L123,5xB81,5xH23
INPUT	230V 50Hz	230V 50Hz	230V 50Hz	230V 50Hz	230V 50Hz
OUTPUT VOLTAGE	9-48V	2-72V	2-74V	2-74V	2-100V
OUTPUT POWER	20.00W	25.00W	25.00W	25.00W	40.00W
MAX POWER FACTOR	0,83	0,95	0,95	0,95	0,91
DIMMING					
PRICE	€20,19	€64,84	€93,82	€91,08	€60,20

500mA



LED DRIVER	500mA	500mA	500mA	500mA	500mA
CODE	RSD50007E/..	TR127042/..	TR122794/..	TR87500320/..	TR89800256/..
DIMENSIONS (LxWxH (mm))	Ø53xH22	L102xB38xH21	L66xB50xH22	L102xB51xH30	L139xB30xH21
INPUT	230V 50Hz	230V 50Hz	230V 50Hz	230V 50Hz	230V 50Hz
OUTPUT VOLTAGE	8-14V	6-20V	2-24V	34V	34V
OUTPUT POWER	7.00W	10.00W	12.00W	15.00W	15.00W
MAX POWER FACTOR	0,90	0,96	0,54	0,97	0,97
DIMMING					
PRICE	€27,00	€27,95	€32,24	€24,75	€25,50

500mA



LED DRIVER	500mA	500mA	500mA	500mA	500mA
CODE	TR122248/..	TR123403/..	TR123400/..	TR127556/..	TR122200/..
DIMENSIONS (LxWxH (mm))	L122xB38xH28	L111xB52xH22	L111xB52xH22	L110xB52xH22	L103xB67xH21
INPUT	230V 50Hz	230V 50Hz	230V 50Hz	230V 50Hz	230V 50Hz
OUTPUT VOLTAGE	3-40V	2-40V	2-43V	5-40V	2-47V
OUTPUT POWER	20.00W	20.00W	20.00W	20.00W	24.00W
MAX POWER FACTOR	0,57	0,92	0,95	0,85	0,98
DIMMING					
PRICE	€36,95	€50,35	€40,57	€44,52	€48,90













500mA



LED DRIVER	500mA	500mA	500mA	500mA	500mA
CODE	TR122260/..	TR123424/..	TR123425/..	TR123680/..	TR127630/..
DIMENSIONS (LxWxH (mm))	L166xB46xH34	L103xB67xH21	L105xB68xH23	L124xB79xH22	L124xB79xH22
INPUT	230V 50Hz	230V 50Hz	230V 50Hz	230V 50Hz	230V 50Hz
OUTPUT VOLTAGE	2-47V	5-48V	6-50V	2-46V	10-54V
OUTPUT POWER	24.00W	24.00W	25.00W	26.00W	27.00W
MAX POWER FACTOR	0,97	0,95	0,94	0,96	0,95
DIMMING					
PRICE	€64,84	€49,70	€62,99	€59,15	€97,65

500mA



LED DRIVER	500mA	500mA	500mA	500mA
CODE	TR122204/..	TR127411/..	TR127413/..	TRLCM40/..
	  IP20	  IP20	  IP20	  IP20
DIMENSIONS (LxWxH (mm))	L124xB79xH22	L124xB79xH22	L124xB79xH22	L123,5xB81,5xH23
INPUT	230V 50Hz	230V 50Hz	230V 50Hz	230V 50Hz
OUTPUT VOLTAGE	2-72V	2,72V	2-72V	2-80V
OUTPUT POWER	35.00W	35.00W	35.00W	40.00W
MAX POWER FACTOR	0,95	0,95	0,95	0,91
DIMMING				
PRICE	€64,84	€93,82	€91,08	€60,20

700mA



LED DRIVER	700mA	700mA	700mA	700mA	700mA
CODE	LTLED6CC.700MA/..	TR127046/..	TR122792/..	TR87500387/..	TR89800257/..
DIMENSIONS (LxWxH (mm))	L45xB45xH25	L102xB38xH21	L66xB50xH22	L102xB51xH30	L139xB30xH21
INPUT	230V 50Hz	230V 50Hz	230V 50Hz	230V 50Hz	230V 50Hz
OUTPUT VOLTAGE	2-9V	3-14V	2-16V	10-20V	24V
OUTPUT POWER	6.00W	10.00W	12.00W	14.00W	15.00W
MAX POWER FACTOR	0,90	0,96	0,54	0,97	0,97
DIMMING					
PRICE	€37,50	€27,95	€32,24	€24,75	€25,50

700mA



LED DRIVER	700mA	700mA	700mA	700mA	700mA
CODE	TR122234/..	VLMPTDCC15.700B/..	OT18D.700MA/..	RN1408/..	TR123403/..
DIMENSIONS (LxWxH (mm))	L122xB38xH28	L124xB38xH20	L108xB53xH33	L133xB44xH28	L111xB52xH22
INPUT	230V 50Hz	230V 50Hz	230V 50Hz	230V 50Hz	230V 50Hz
OUTPUT VOLTAGE	2-24V	24V	2-25V	6-26V	2-28V
OUTPUT POWER	17.00W	17.00W	18.00W	18.00W	20.00W
MAX POWER FACTOR	0,60	0,90	0,52	0,90	0,92
DIMMING					
PRICE	€36,95	€32,40	€70,37	€43,83	€50,35

700mA



LED DRIVER	700mA	700mA	700mA	700mA	700mA
CODE	TR123400/..	TR127556/..	LPC20-700/..	TRLCM25/..	TR122200/..
DIMENSIONS (LxWxH (mm))	L111xB52xH22	L110xB52xH22	L118xB35xH26	L105xB68xH23	L103xB67xH21
INPUT	230V 50Hz	230V 50Hz	230V 50Hz	230V 50Hz	230V 50Hz
OUTPUT VOLTAGE	2-29V	5-29V	9-30V	6-36V	2-46V
OUTPUT POWER	20.00W	20.00W	20.00W	25.00W	32.00W
MAX POWER FACTOR	0,95	0,85	0,83	0,94	0,98
DIMMING					
PRICE	€40,57	€44,52	€20,19	€62,99	€48,90

700mA



LED DRIVER	700mA	700mA	700mA	700mA	700mA
CODE	TR122260/..	TR123424/..	TR123680/..	OT35.700MA/..	LPC35-700/..
	IP20	IP20	IP20	IP20	IP67
DIMENSIONS (LxWxH (mm))	L166xB46xH34	L103xB67xH21	L124xB79xH22	L123xB79xH33	L148xB40xH30
INPUT	230V 50Hz	230V 50Hz	230V 50Hz	230V 50Hz	230V 50Hz
OUTPUT VOLTAGE	2-46V	3-46V	2-46V	24-50V	9-48V
OUTPUT POWER	32.00W	32.00W	32.00W	35.00W	35.00W
MAX POWER FACTOR	0,97	0,95	0,96	0,95	0,85
DIMMING					
PRICE	€64,84	€49,70	€59,15	€157,09	€29,05

700mA



LED DRIVER	700mA	700mA	700mA	700mA	700mA
CODE	TR127630/..	TRLCM40/..	TR122204/..	TR127411/..	TR127413/..
	IP20	IP20	IP20	IP20	IP20
DIMENSIONS (LxWxH (mm))	L124xB79xH22	L123,5xB81,5xH23	L124xB79xH22	L124xB79xH22	L124xB79xH22
INPUT	230V 50Hz	230V 50Hz	230V 50Hz	230V 50Hz	230V 50Hz
OUTPUT VOLTAGE	10-51V	2-57V	2-71V	2,72V	2-72V
OUTPUT POWER	36.00W	40.00W	50.00W	50.00W	50.00W
MAX POWER FACTOR	0,95	0,91	0,95	0,95	0,95
DIMMING					
PRICE	€97,65	€60,20	€64,84	€93,82	€91,08

1050mA



LED DRIVER	1050mA	1050mA	1050mA	1050mA	1050mA
CODE	CLK20.1050P/..	TR122236/..	TRLCM25/..	TR127630/..	TRLCM40/..
DIMENSIONS (LxWxH (mm))	L141xB43xH30	L122xB38xH28	L105xB68xH23	L124xB79xH22	L123,5xB81,5xH23
INPUT	230V 50Hz	230V 50Hz	230V 50Hz	230V 50Hz	230V 50Hz
OUTPUT VOLTAGE	10-19V	2-21V	6-24V	10-36V	2-40V
OUTPUT POWER	20.00W	22.00W	25.00W	38.00W	40.00W
MAX POWER FACTOR	0,95	0,60	0,94	0,95	0,91
DIMMING					
PRICE	€64,45	€40,57	€62,99	€97,65	€60,20










1050mA



LED DRIVER	1050mA	1050mA	1050mA	1050mA	1050mA
CODE	TR127310/..	TR127552/..	TR122204/..	TR127413/..	TR127411/..
DIMENSIONS (LxWxH (mm))	L130xB76xH30	L110xB76xH30	L124xB79xH22	L124xB79xH22	L124xB79xH22
INPUT	230V 50Hz	230V 50Hz	230V 50Hz	230V 50Hz	230V 50Hz
OUTPUT VOLTAGE	2-44V	2-43V	2-48V	2-57V	
OUTPUT POWER	45.00W	45.00W	50.00W	60.00W	60.00W
MAX POWER FACTOR	0,98	0,95	0,95	0,95	0,95
DIMMING					
PRICE	€70,64	€76,00	€64,84	€91,08	€93,82

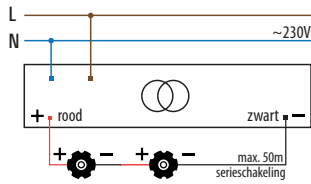
1400mA



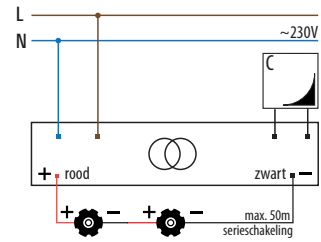
LED DRIVER	1400mA	1400mA	1400mA
CODE	TRPLM40-1400/..	TR127552/..	TR127310/..
	  IP20	  IP20	  IP20
DIMENSIONS (LxWxH (mm))	L175xB42xH24	L110xB76xH30	L130xB76xH30
INPUT	230V 50Hz	230V 50Hz	230V 50Hz
OUTPUT VOLTAGE	15-29V	2-36V	2-39V
OUTPUT POWER	40.60W	50.00W	55.00W
MAX POWER FACTOR	0,97	0,95	0,98
DIMMING			
PRICE	€42,09	€76,00	€70,64

Schema's dimming

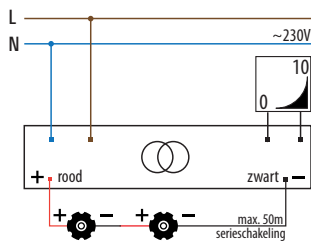
niet dimbaar



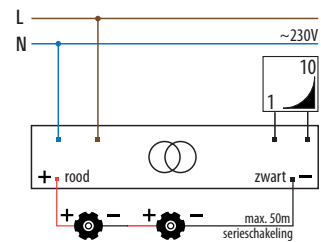
dimbaar fase afsnijding



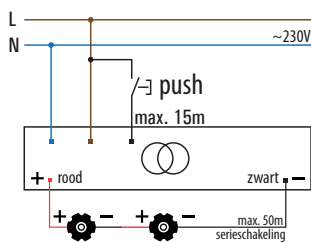
dimbaar 0-10V



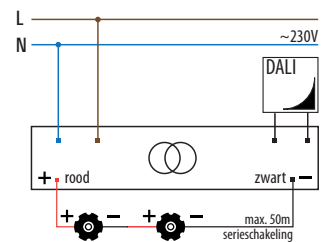
dimbaar 1-10V



dimbaar met Push



dimbaar met Dali



dimbaar met Casambi

