

# **INDOOR** PENDANTS

# INDOOR PENDANTS









## Index


<b>A</b>		<b>H</b>		<b>P</b>	
ANGELO	26-28	HANGOVER	125	PIVA	145-148
<b>B</b>		<b>J</b>		POLINA	54
BACCHUS	51-53	JACOB	46-48	<b>R</b>	
BACH	49	<b>L</b>		ROCKY	127-128
<b>C</b>		LUNA	121	<b>S</b>	
CAKE	127	<b>M</b>		SHAKE	95-106
CAPA	115	MAESTRO	5-17	SKIVVE	29
CAPA X	115	MAESTRO FOR SHADE	19-24	SPACE	138
CIMBALO	129-130	MAESTRO SPIN	18	SPAZIO	56
CLARA	109-114	MANON	58-63	<b>T</b>	
CLEO	92-94	MAX	142	TALLY	116-117
C-LINE	30	MERO	33-45	TAVOLO	161-169
<b>F</b>		MOBY	69-90	TAVOLO SQ	170
FARFALLE	32	MONA	64	TONDO	115
FLEX	143	MONA LISA	65	TUBA	138
FLOU	50	<b>N</b>		TWIPE	137
<b>G</b>		NAOMI	139-141	<b>Z</b>	
GALAXY	25	NOA alu	122-123	ZUMBA	137
GALAXY WHEEL	25	NOA LARGE	124		
GLASS G4-G9	145-146-147	NOTRE DAME	126		
GOTA	171	<b>O</b>			
GUILIA A	118	OLIVIA MINI	132-134		
GUILIA A- G9	118	OLIVIA	135-136		
GUILIA	118-120	OPERA	149-150		
		ORKA	144		
		<b>P</b>			
		POLO	152-160		




All M10 spotlights and pendants can be combined with bases (built-in & built-up) and Juba bases as preferred.

Alle M10 Aufbaustrahler und Pendelleuchten können mit Rosetten (In- & Aufbau) und Juba Basen nach Wahl kombiniert werden.

**5003A.1/.. - MAESTRO - TX** ~230V  IP20    1 m  0,2200  0,5 m  05.20.02 



*built-up*



pendant - with 1m textile cable and strain relief on lampholder's side  
Pendelleuchte - mit 1m Textilkabel und Zugentlastung an Fassung

**Lamp type**  
◀ 1x A60 E27 max. 10,5W A - E ▶ 230V

**Dimensions**  
↔ Ø45xH60 - Cable 1000









**Options**  
P040 - STRAIN RELIEF - TREKONTLASTING


**Materials**

aluminium	14   1M   2M
brass	4   13   16   23
red copper	28


**Ref**

5003A.1.1M.TX1	white tex
5003A.1.2M.TX2	black tex
5003A.1.2M.TX3	black tex
5003A.1.4.TX4	shiny gold
5003A.1.13.TX8	bronze
5003A.1.14.TX11	alu satin
5003A.1.16.TX4	satin gold
5003A.1.16.TXM	satin gold
5003A.1.23.TX23	dark bronze
5003A.1.28.TX8	rosé
5003A.1.28.TXRK	rosé

**5003A.2/.. - MAESTRO - TX** ~230V  IP20    2 m  0,3500  0,5 m  05.20.02 



*built-up*



pendant - with 2m textile cable and strain relief on lampholder's side  
Pendelleuchte - mit 2m Textilkabel und Zugentlastung an Fassung

**Lamp type**  
◀ 1x A60 E27 max. 10,5W A - E ▶ 230V

**Dimensions**  
↔ Ø45xH60 - Cable 2000









**Options**  
P040 - STRAIN RELIEF - TREKONTLASTING


**Materials**

aluminium	14   1M   2M
brass	4   13   16   23
red copper	28


**Ref**

5003A.2.1M.TX1	white tex
5003A.2.2M.TX2	black tex
5003A.2.2M.TX3	black tex
5003A.2.4.TX4	shiny gold
5003A.2.13.TX8	bronze
5003A.2.14.TX11	alu satin
5003A.2.16.TX4	satin gold
5003A.2.16.TXM	satin gold
5003A.2.23.TX23	dark bronze
5003A.2.28.TX8	rosé
5003A.2.28.TXRK	rosé

**5003A.3/.. - MAESTRO - TX** ~230V  IP20    3 m  0,4500  0,5 m  05.20.02 



*built-up*



pendant - with 3m textile cable and strain relief on lampholder's side  
Pendelleuchte - mit 3m Textilkabel und Zugentlastung an Fassung

**Lamp type**  
◀ 1x A60 E27 max. 10,5W A - E ▶ 230V

**Dimensions**  
↔ Ø45xH60 - Cable 3000









**Options**  
P040 - STRAIN RELIEF - TREKONTLASTING


**Materials**

aluminium	14   1M   2M
brass	4   13   16   23
red copper	28


**Ref**

5003A.3.1M.TX1	white tex
5003A.3.2M.TX2	black tex
5003A.3.2M.TX3	black tex
5003A.3.4.TX4	shiny gold
5003A.3.13.TX8	bronze
5003A.3.14.TX11	alu satin
5003A.3.16.TX4	satin gold
5003A.3.16.TXM	satin gold
5003A.3.23.TX23	dark bronze
5003A.3.28.TX8	rosé
5003A.3.28.TXRK	rosé

**5003A.4/.. - MAESTRO - TX** ~230V  IP20    4 m  0,3600  0,5 m  05.20.02 



*built-up*



pendant - with 4m textile cable and strain relief on lampholder's side  
Pendelleuchte - mit 4m Textilkabel und Zugentlastung an Fassung

**Lamp type**  
◀ 1x A60 E27 max. 10,5W A - E ▶ 230V

**Dimensions**  
↔ Ø45xH60 - Cable 4000

**Options**  
P040 - STRAIN RELIEF - TREKONTLASTING

**Materials**

aluminium	14   1M   2M
brass	4   13   16   23
red copper	28

**Ref**

5003A.4.1M.TX1	white tex
5003A.4.2M.TX2	black tex
5003A.4.2M.TX3	black tex
5003A.4.4.TX4	shiny gold
5003A.4.13.TX8	bronze
5003A.4.14.TX11	alu satin
5003A.4.16.TX4	satin gold
5003A.4.16.TXM	satin gold
5003A.4.23.TX23	dark bronze
5003A.4.28.TX8	rosé
5003A.4.28.TXRK	rosé

# INDOOR | Ceiling UP | Pendants | MAESTRO

All M10 spotlights and pendants can be combined with bases (built-in & built-up) and Juba bases as preferred.

Alle M10 Aufbaustrahler und Pendelleuchten können mit Rosetten (In- & Aufbau) und Juba Basen nach Wahl kombiniert werden.

## 5003B.1/.. - MAESTRO - TXW

~230V IP20 1 m 0,1600 0,5 m 05.20.02 CE



pendant - with 1m twisted textile cable and strain relief on lampholder's side  
 Pendelleuchte - mit 1m verdrehtem Textilkabel und Zugentlastung an Fassung

### Lamp type

1x A60 E27 max. 10,5W **A** - **E** 230V

### Dimensions

Ø45xH60 - Cable 1000

### Options

P040 - STRAIN RELIEF - TREKONTLASTING

### Materials

aluminium 14 | 1M | 2M  
 brass 4 | 13 | 16 | 23

### Ref

5003B.1.1M.TXW1 white tex  
 5003B.1.2M.TXW2 black tex  
 5003B.1.2M.TXW3 black tex  
 5003B.1.4.TXW4 shiny gold  
 5003B.1.13.TXW8 bronze  
 5003B.1.14.TXW11 alu satin  
 5003B.1.16.TXW4 satin gold  
 5003B.1.23.TXW23 dark bronze

built-up

## 5003B.2/.. - MAESTRO - TX

~230V IP20 2 m 0,1700 0,5 m 05.20.02 CE



pendant - with 2m twisted textile cable and strain relief on lampholder's side  
 Pendelleuchte - mit 2m verdrehtem Textilkabel und Zugentlastung an Fassung

### Lamp type

1x A60 E27 max. 10,5W **A** - **E** 230V

### Dimensions

Ø45xH60 - Cable 2000

### Options

P040 - STRAIN RELIEF - TREKONTLASTING

### Materials

aluminium 14 | 1M | 2M  
 brass 4 | 13 | 16 | 23

### Ref

5003B.2.1M.TXW1 white tex  
 5003B.2.2M.TXW2 black tex  
 5003B.2.2M.TXW3 black tex  
 5003B.2.4.TXW4 shiny gold  
 5003B.2.13.TXW8 bronze  
 5003B.2.14.TXW11 alu satin  
 5003B.2.16.TXW4 satin gold  
 5003B.2.23.TXW23 dark bronze

built-up

## 5003B.3/.. - MAESTRO - TX

~230V IP20 3 m 0,2200 0,5 m 05.20.02 CE



pendant - with 3m twisted textile cable and strain relief on lampholder's side  
 Pendelleuchte - mit 3m verdrehtem Textilkabel und Zugentlastung an Fassung

### Lamp type

1x A60 E27 max. 10,5W **A** - **E** 230V

### Dimensions

Ø45xH60 - Cable 3000

### Options

P040 - STRAIN RELIEF - TREKONTLASTING

### Materials

aluminium 14 | 1M | 2M  
 brass 4 | 13 | 16 | 23

### Ref

5003B.3.1M.TXW1 white tex  
 5003B.3.2M.TXW2 black tex  
 5003B.3.2M.TXW3 black tex  
 5003B.3.4.TXW4 shiny gold  
 5003B.3.13.TXW8 bronze  
 5003B.3.14.TXW11 alu satin  
 5003B.3.16.TXW4 satin gold  
 5003B.3.23.TXW23 dark bronze

built-up

## 5003B.4/.. - MAESTRO - TX

~230V IP20 4 m 0,4000 0,5 m 05.20.02 CE



pendant - with 4m twisted textile cable and strain relief on lampholder's side  
 Pendelleuchte - mit 4m verdrehtem Textilkabel und Zugentlastung an Fassung

### Lamp type

1x A60 E27 max. 10,5W **A** - **E** 230V

### Dimensions

Ø45xH60 - Cable 4000

### Options

P040 - STRAIN RELIEF - TREKONTLASTING

### Materials

aluminium 14 | 1M | 2M  
 brass 4 | 13 | 16 | 23

### Ref

5003B.4.1M.TXW1 white tex  
 5003B.4.2M.TXW2 black tex  
 5003B.4.2M.TXW3 black tex  
 5003B.4.4.TXW4 shiny gold  
 5003B.4.13.TXW8 bronze  
 5003B.4.14.TXW11 alu satin  
 5003B.4.16.TXW4 satin gold  
 5003B.4.23.TXW23 dark bronze

built-up

All M10 spotlights and pendants can be combined with bases (built-in & built-up) and Juba bases as preferred.

Alle M10 Aufbaustrahler und Pendelleuchten können mit Rosetten (In- & Aufbau) und Juba Basen nach Wahl kombiniert werden.

**5003E.1/.. - MAESTRO - TX** ~230V IP20 1 m 0,1800 0,5 m 05.20.02 CE




pendant - with 1m textile cable and strain relief on lampholder's side  
 Pendelleuchte - mit 1m Textilkabel und Zugentlastung an Fassung

**Lamp type**  
 1x A60 E27 max. 10,5W **A** - **E** 230V

**Dimensions**  
 Ø45xH60 - Cable 1000



**Options**  
 P040 - STRAIN RELIEF - TREKONTLASTING

**Materials**  
 aluminium 14 | 1M | 2M  
 brass 4 | 13 | 16 | 23  
 red copper 28

**Ref**  
 5003E.1.1M.TX1 white tex  
 5003E.1.2M.TX2 black tex  
 5003E.1.2M.TX3 black tex  
 5003E.1.4.TX4 shiny gold  
 5003E.1.13.TX8 bronze  
 5003E.1.14.TX11 alu satin  
 5003E.1.16.TX4 satin gold  
 5003E.1.16.TXM satin gold  
 5003E.1.23.TX23 dark bronze  
 5003E.1.28.TX8 rosé  
 5003E.1.28.TXRK rosé

*built-up*

**5003E.2/.. - MAESTRO - TX** ~230V IP20 2 m 0,3500 0,5 m 05.20.02 CE

pendant - with 2m textile cable and strain relief on lampholder's side  
 Pendelleuchte - mit 2m Textilkabel und Zugentlastung an Fassung

**Lamp type**  
 1x A60 E27 max. 10,5W **A** - **E** 230V

**Dimensions**  
 Ø45xH60 - Cable 2000



**Options**  
 P040 - STRAIN RELIEF - TREKONTLASTING

**Materials**  
 aluminium 14 | 1M | 2M  
 brass 4 | 13 | 16 | 23  
 red copper 28

**Ref**  
 5003E.2.1M.TX1 white tex  
 5003E.2.2M.TX2 black tex  
 5003E.2.2M.TX3 black tex  
 5003E.2.4.TX4 shiny gold  
 5003E.2.13.TX8 bronze  
 5003E.2.14.TX11 alu satin  
 5003E.2.16.TX4 satin gold  
 5003E.2.16.TXM satin gold  
 5003E.2.23.TX23 dark bronze  
 5003E.2.28.TX8 rosé  
 5003E.2.28.TXRK rosé

*built-up*

**5003E.3/.. - MAESTRO - TX** ~230V IP20 3 m 0,4000 0,5 m 05.20.02 CE

pendant - with 3m textile cable and strain relief on lampholder's side  
 Pendelleuchte - mit 3m Textilkabel und Zugentlastung an Fassung

**Lamp type**  
 1x A60 E27 max. 10,5W **A** - **E** 230V

**Dimensions**  
 Ø45xH60 - Cable 3000



**Options**  
 P040 - STRAIN RELIEF - TREKONTLASTING

**Materials**  
 aluminium 14 | 1M | 2M  
 brass 4 | 13 | 16 | 23  
 red copper 28

**Ref**  
 5003E.3.1M.TX1 white tex  
 5003E.3.2M.TX2 black tex  
 5003E.3.2M.TX3 black tex  
 5003E.3.4.TX4 shiny gold  
 5003E.3.13.TX8 bronze  
 5003E.3.14.TX11 alu satin  
 5003E.3.16.TX4 satin gold  
 5003E.3.16.TXM satin gold  
 5003E.3.23.TX23 dark bronze  
 5003E.3.28.TX8 rosé  
 5003E.3.28.TXRK rosé

*built-up*

**5003E.4/.. - MAESTRO - TX** ~230V IP20 4 m 0,4500 0,5 m 05.20.02 CE

pendant - with 4m textile cable and strain relief on lampholder's side  
 Pendelleuchte - mit 4m Textilkabel und Zugentlastung an Fassung

**Lamp type**  
 1x A60 E27 max. 10,5W **A** - **E** 230V

**Dimensions**  
 Ø45xH60 - Cable 4000

**Options**  
 P040 - STRAIN RELIEF - TREKONTLASTING

**Materials**  
 aluminium 14 | 1M | 2M  
 brass 4 | 13 | 16 | 23  
 red copper 28

**Ref**  
 5003E.4.1M.TX1 white tex  
 5003E.4.2M.TX2 black tex  
 5003E.4.2M.TX3 black tex  
 5003E.4.4.TX4 shiny gold  
 5003E.4.13.TX8 bronze  
 5003E.4.14.TX11 alu satin  
 5003E.4.16.TX4 satin gold  
 5003E.4.16.TXM satin gold  
 5003E.4.23.TX23 dark bronze  
 5003E.4.28.TX8 rosé  
 5003E.4.28.TXRK rosé

*built-up*

# INDOOR | Ceiling UP | Pendants | MAESTRO

All M10 spotlights and pendants can be combined with bases (built-in & built-up) and Juba bases as preferred.

Alle M10 Aufbaustrahler und Pendelleuchten können mit Rosetten (In- & Aufbau) und Juba Basen nach Wahl kombiniert werden.

## 5003F.1/.. - MAESTRO - TXW

~230V



IP20



1 m



pendant - with 1m twisted textile cable and strain relief on lampholder's side  
 Pendelleuchte - mit 1m verdrehtem Textilkabel und Zugentlastung an Fassung

### Lamp type

1x A60 E27 max. 10,5W A - E **230V**

### Dimensions

Ø45xH60 - Cable 1000

### Options

P040 - STRAIN RELIEF - TREKONTLASTING

### Materials

aluminium 14 | 1M | 2M  
 brass 4 | 13 | 16 | 23

### Ref

5003F.1.1M.TXW1 white tex  
 5003F.1.2M.TXW2 black tex  
 5003F.1.2M.TXW3 black tex  
 5003F.1.4.TXW4 shiny gold  
 5003F.1.13.TXW8 bronze  
 5003F.1.14.TXW11 alu satin  
 5003F.1.16.TXW4 satin gold  
 5003F.1.23.TXW23 dark bronze

built-up

## 5003F.2/.. - MAESTRO - TX

~230V



IP20



2 m



pendant - with 2m twisted textile cable and strain relief on lampholder's side  
 Pendelleuchte - mit 2m verdrehtem Textilkabel und Zugentlastung an Fassung

### Lamp type

1x A60 E27 max. 10,5W A - E **230V**

### Dimensions

Ø45xH60 - Cable 2000

### Options

P040 - STRAIN RELIEF - TREKONTLASTING

### Materials

aluminium 14 | 1M | 2M  
 brass 4 | 13 | 16 | 23  
 red copper 28

### Ref

5003F.2.1M.TXW1 white tex  
 5003F.2.2M.TXW2 black tex  
 5003F.2.2M.TXW3 black tex  
 5003F.2.4.TXW4 shiny gold  
 5003F.2.13.TXW8 bronze  
 5003F.2.14.TXW11 alu satin  
 5003F.2.16.TXW4 satin gold  
 5003F.2.23.TXW23 dark bronze  
 5003F.2.28.TXW2 rosé

built-up

## 5003F.3/.. - MAESTRO - TX

~230V



IP20



3 m



pendant - with 3m twisted textile cable and strain relief on lampholder's side  
 Pendelleuchte - mit 3m verdrehtem Textilkabel und Zugentlastung an Fassung

### Lamp type

1x A60 E27 max. 10,5W A - E **230V**

### Dimensions

Ø45xH60 - Cable 3000

### Options

P040 - STRAIN RELIEF - TREKONTLASTING

### Materials

aluminium 14 | 1M | 2M  
 brass 4 | 13 | 16 | 23  
 red copper 28

### Ref

5003F.3.1M.TXW1 white tex  
 5003F.3.2M.TXW2 black tex  
 5003F.3.2M.TXW3 black tex  
 5003F.3.4.TXW4 shiny gold  
 5003F.3.13.TXW8 bronze  
 5003F.3.14.TXW11 alu satin  
 5003F.3.16.TXW4 satin gold  
 5003F.3.23.TXW23 dark bronze  
 5003F.3.28.TXW2 rosé

built-up

## 5003F.4/.. - MAESTRO - TX

~230V



IP20



4 m



pendant - with 4m twisted textile cable and strain relief on lampholder's side  
 Pendelleuchte - mit 4m verdrehtem Textilkabel und Zugentlastung an Fassung

### Lamp type

1x A60 E27 max. 10,5W A - E **230V**

### Dimensions

Ø45xH60 - Cable 4000

### Options

P040 - STRAIN RELIEF - TREKONTLASTING

### Materials

aluminium 14 | 1M | 2M  
 brass 4 | 13 | 16 | 23  
 red copper 28

### Ref

5003F.4.1M.TXW1 white tex  
 5003F.4.2M.TXW2 black tex  
 5003F.4.2M.TXW3 black tex  
 5003F.4.4.TXW4 shiny gold  
 5003F.4.13.TXW8 bronze  
 5003F.4.14.TXW11 alu satin  
 5003F.4.16.TXW4 satin gold  
 5003F.4.23.TXW23 dark bronze  
 5003F.4.28.TXW2 rosé

built-up





## INDOOR | Ceiling UP | Pendants | MAESTRO

All M10 spotlights and pendants can be combined with bases (built-in & built-up) and Juba bases as preferred.

Alle M10 Aufbaustrahler und Pendelleuchten können mit Rosetten (In- & Aufbau) und Juba Basen nach Wahl kombiniert werden.

### 5016.1/.. - MAESTRO - TX

~230V



IP20



1 m



0,5 m



pendant - with 1m textile cable and strain relief on lampholder's side  
Pendelleuchte - mit 1m Textilkabel und Zugentlastung an Fassung

#### Lamptype

1x A60 E27 max. 10,5W A - E 230V

#### Dimensions

Ø45xH110 - Cable 1000

#### Materials

aluminium	14   1M   2M
brass	4   13   16   23
red copper	28

#### Ref

5016.1.1M.TX1	white tex
5016.1.2M.TX2	black tex
5016.1.2M.TX3	black tex
5016.1.4.TX4	shiny gold
5016.1.14.TX11	alu satin
5016.1.16.TX4	satin gold
5016.1.13.TXG23	bronze
5016.1.16.TXM	satin gold
5016.1.23.TX23	dark bronze
5016.1.28.TX2	rosé
5016.1.28.TXRK	rosé

#### built-up

with longer lampholder - for CARET lamp  
mit längerer Hülse - für CARET Leuchtmittel

### 5016.2/.. - MAESTRO - TX

~230V



IP20



2 m



0,5 m



pendant - with 2m textile cable and strain relief on lampholder's side  
Pendelleuchte - mit 2m Textilkabel und Zugentlastung an Fassung

#### Lamptype

1x A60 E27 max. 10,5W A - E 230V

#### Dimensions

Ø45xH110 - Cable 2000

#### Materials

aluminium	14   1M   2M
brass	4   13   16   23
red copper	28

#### Ref

5016.2.1M.TX1	white tex
5016.2.2M.TX2	black tex
5016.2.2M.TX3	black tex
5016.2.4.TX4	shiny gold
5016.2.14.TX11	alu satin
5016.2.16.TX4	satin gold
5016.2.13.TXG23	bronze
5016.2.16.TXM	satin gold
5016.2.23.TX23	dark bronze
5016.2.28.TX2	rosé
5016.2.28.TXRK	rosé

#### built-up

with longer lampholder - for CARET lamp  
mit längerer Hülse - für CARET Leuchtmittel

### 5016.3/.. - MAESTRO - TX

~230V



IP20



3 m



0,5 m



pendant - with 3m textile cable and strain relief on lampholder's side  
Pendelleuchte - mit 3m Textilkabel und Zugentlastung an Fassung

#### Lamptype

1x A60 E27 max. 10,5W A - E 230V

#### Dimensions

Ø45xH110 - Cable 3000

#### Materials

aluminium	14   1M   2M
brass	4   13   16   23
red copper	28

#### Ref

5016.3.1M.TX1	white tex
5016.3.2M.TX2	black tex
5016.3.2M.TX3	black tex
5016.3.4.TX4	shiny gold
5016.3.14.TX11	alu satin
5016.3.16.TX4	satin gold
5016.3.13.TXG23	bronze
5016.3.16.TXM	satin gold
5016.3.23.TX23	dark bronze
5016.3.28.TX2	rosé
5016.3.28.TXRK	rosé

#### built-up

with longer lampholder - for CARET lamp  
mit längerer Hülse - für CARET Leuchtmittel

### 5016.4/.. - MAESTRO - TX

~230V



IP20



4 m



0,5 m



pendant - with 4m textile cable and strain relief on lampholder's side  
Pendelleuchte - mit 4m Textilkabel und Zugentlastung an Fassung

#### Lamptype

1x A60 E27 max. 10,5W A - E 230V

#### Dimensions

Ø45xH110 - Cable 4000

#### Materials

aluminium	14   1M   2M
brass	4   13   16   23
red copper	28

#### Ref

5016.4.1M.TX1	white tex
5016.4.2M.TX2	black tex
5016.4.2M.TX3	black tex
5016.4.4.TX4	shiny gold
5016.4.14.TX11	alu satin
5016.4.16.TX4	satin gold
5016.4.13.TXG23	bronze
5016.4.16.TXM	satin gold
5016.4.23.TX23	dark bronze
5016.4.28.TX2	rosé
5016.4.28.TXRK	rosé

#### built-up

with longer lampholder - for CARET lamp  
mit längerer Hülse - für CARET Leuchtmittel

All M10 spotlights and pendants can be combined with bases (built-in & built-up) and Juba bases as preferred.

Alle M10 Aufbaustrahler und Pendelleuchten können mit Rosetten (In- & Aufbau) und Juba Basen nach Wahl kombiniert werden.

**5003C.1/.. - MAESTRO CARET - TX**

~230V IP20 1 m 0,3000 0,5 m 05.20.02 CE



pendant - with 1m textile cable and strain relief on lampholder's side  
 Pendelleuchte - mit 1m Textilkabel und Zugentlastung an Fassung

**Lamp type**  
 1x A60 E27 max. 10,5W **A** - **E** 230V

**Dimensions**  
 Ø45xH100 - Cable 1000

**Options**  
 P040 - STRAIN RELIEF - TREKONTLASTING

**Materials**  
 aluminium 14 | 1M | 2M  
 brass 4 | 13 | 16 | 23  
 red copper 28

Ref	
5003C.1.1M.TX1	white tex
5003C.1.2M.TX2	black tex
5003C.1.2M.TX3	black tex
5003C.1.4.TX4	shiny gold
5003C.1.14.TX11	alu satin
5003C.1.16.TX4	satin gold
5003C.1.13.TXG23	bronze
5003C.1.23.TX23	dark bronze
5003C.1.28.TX8	rosé
5003C.1.28.TXRK	rosé

*built-up*  
 with longer lampholder - for CARET lamp  
 mit längerer Hülse - für CARET Leuchtmittel

**5003C.2/.. - MAESTRO CARET - TX**

~230V IP20 2 m 0,2300 0,5 m 05.20.02 CE



pendant - with 2m textile cable and strain relief on lampholder's side  
 Pendelleuchte - mit 2m Textilkabel und Zugentlastung an Fassung

**Lamp type**  
 1x A60 E27 max. 10,5W **A** - **E** 230V

**Dimensions**  
 Ø45xH100 - Cable 2000

**Options**  
 P040 - STRAIN RELIEF - TREKONTLASTING

**Materials**  
 aluminium 14 | 1M | 2M  
 brass 4 | 13 | 16 | 23  
 red copper 28

Ref	
5003C.2.1M.TX1	white tex
5003C.2.2M.TX2	black tex
5003C.2.2M.TX3	black tex
5003C.2.4.TX4	shiny gold
5003C.2.14.TX11	alu satin
5003C.2.16.TX4	satin gold
5003C.2.13.TXG23	bronze
5003C.2.23.TX23	dark bronze
5003C.2.28.TX8	rosé
5003C.2.28.TXRK	rosé

*built-up*  
 with longer lampholder - for CARET lamp  
 mit längerer Hülse - für CARET Leuchtmittel

**5003C.3/.. - MAESTRO CARET - TX**

~230V IP20 3 m 0,2500 0,5 m 05.20.02 CE



pendant - with 3m textile cable and strain relief on lampholder's side  
 Pendelleuchte - mit 3m Textilkabel und Zugentlastung an Fassung

**Lamp type**  
 1x A60 E27 max. 10,5W **A** - **E** 230V

**Dimensions**  
 Ø45xH100 - Cable 3000

**Options**  
 P040 - STRAIN RELIEF - TREKONTLASTING

**Materials**  
 aluminium 14 | 1M | 2M  
 brass 4 | 13 | 16 | 23  
 red copper 28

Ref	
5003C.3.1M.TX1	white tex
5003C.3.2M.TX2	black tex
5003C.3.2M.TX3	black tex
5003C.3.4.TX4	shiny gold
5003C.3.14.TX11	alu satin
5003C.3.16.TX4	satin gold
5003C.3.13.TXG23	bronze
5003C.3.23.TX23	dark bronze
5003C.3.28.TX8	rosé
5003C.3.28.TXRK	rosé

*built-up*  
 with longer lampholder - for CARET lamp  
 mit längerer Hülse - für CARET Leuchtmittel

**5003C.4/.. - MAESTRO CARET - TX**

~230V IP20 4 m 0,3000 0,5 m 05.20.02 CE



pendant - with 4m textile cable and strain relief on lampholder's side  
 Pendelleuchte - mit 4m Textilkabel und Zugentlastung an Fassung

**Lamp type**  
 1x A60 E27 max. 10,5W **A** - **E** 230V

**Dimensions**  
 Ø45xH100 - Cable 4000

**Options**  
 P040 - STRAIN RELIEF - TREKONTLASTING

**Materials**  
 aluminium 14 | 1M | 2M  
 brass 4 | 13 | 16 | 23  
 red copper 28

Ref	
5003C.4.1M.TX1	white tex
5003C.4.2M.TX2	black tex
5003C.4.2M.TX3	black tex
5003C.4.4.TX4	shiny gold
5003C.4.14.TX11	alu satin
5003C.4.16.TX4	satin gold
5003C.4.13.TXG23	bronze
5003C.4.23.TX23	dark bronze
5003C.4.28.TX8	rosé
5003C.4.28.TXRK	rosé

*built-up*  
 with longer lampholder - for CARET lamp  
 mit längerer Hülse - für CARET Leuchtmittel

# INDOOR | Ceiling UP | Pendants | MAESTRO

All M10 spotlights and pendants can be combined with bases (built-in & built-up) and Juba bases as preferred.

Alle M10 Aufbaustrahler und Pendelleuchten können mit Rosetten (In- & Aufbau) und Juba Basen nach Wahl kombiniert werden.

## 5003D.1/.. - MAESTRO CARET - TXW

~230V IP20 1 m 0,2000 0,5 m 05.20.02 CE



pendant - with 1m twisted textile cable and strain relief on lampholder's side  
Pendelleuchte - mit 1m verdrehtem Textilkabel und Zugentlastung an Fassung

### Lamp type

1x A60 E27 max. 10,5W **A** - **E** 230V

### Dimensions

Ø45xH100 - Cable 1000

### Options

P040 - STRAIN RELIEF - TREKONTLASTING

### Materials

aluminium	14   1M   2M   46
brass	4   13   16   23
red copper	28

### Ref

5003D.1.1M.TXW1	white tex
5003D.1.2M.TXW2	black tex
5003D.1.2M.TXW3	black tex
5003D.1.4.TXW4	shiny gold
5003D.1.13.TXG23	bronze
5003D.1.14.TXW11	alu satin
5003D.1.16.TXW4	satin gold
5003D.1.23.TXW23	dark bronze
5003D.1.28.TXW2	rosé
5003D.1.46.TXW23	grey-brown

**built-up**  
with longer lampholder - for CARET lamp  
mit längerer Hülse - für CARET Leuchtmittel

## 5003D.2/.. - MAESTRO CARET - TX

~230V IP20 2 m 0,5 m 05.20.02 CE



pendant - with 2m twisted textile cable and strain relief on lampholder's side  
Pendelleuchte - mit 2m verdrehtem Textilkabel und Zugentlastung an Fassung

### Lamp type

1x A60 E27 max. 10,5W **A** - **E** 230V

### Dimensions

Ø45xH100 - Cable 2000

### Options

P040 - STRAIN RELIEF - TREKONTLASTING

### Materials

aluminium	14   1M   2M   46
brass	4   13   16   23
red copper	28

### Ref

5003D.2.1M.TXW1	white tex
5003D.2.2M.TXW2	black tex
5003D.2.2M.TXW3	black tex
5003D.2.4.TXW4	shiny gold
5003D.2.13.TXW23	bronze
5003D.2.14.TXW11	alu satin
5003D.2.16.TXW4	satin gold
5003D.2.23.TXW23	dark bronze
5003D.2.28.TXW2	rosé
5003D.2.28.TXW8	rosé
5003D.2.46.TXW23	grey-brown

**built-up**  
with longer lampholder - for CARET lamp  
mit längerer Hülse - für CARET Leuchtmittel

## 5003D.3/.. - MAESTRO CARET - TX

~230V IP20 3 m 0,5 m 05.20.02 CE



pendant - with 3m twisted textile cable and strain relief on lampholder's side  
Pendelleuchte - mit 3m verdrehtem Textilkabel und Zugentlastung an Fassung

### Lamp type

1x A60 E27 max. 10,5W **A** - **E** 230V

### Dimensions

Ø45xH100 - Cable 3000

### Options

P040 - STRAIN RELIEF - TREKONTLASTING

### Materials

aluminium	14   1M   2M   46
brass	4   13   16   23
red copper	28

### Ref

5003D.3.1M.TXW1	white tex
5003D.3.2M.TXW2	black tex
5003D.3.2M.TXW3	black tex
5003D.3.4.TXW4	shiny gold
5003D.3.13.TXW23	bronze
5003D.3.14.TXW11	alu satin
5003D.3.16.TXW4	satin gold
5003D.3.23.TXW23	dark bronze
5003D.3.28.TXW2	rosé
5003D.3.28.TXW8	rosé
5003D.3.46.TXW23	grey-brown

**built-up**  
with longer lampholder - for CARET lamp  
mit längerer Hülse - für CARET Leuchtmittel

## 5003D.4/.. - MAESTRO CARET - TX

~230V IP20 4 m 0,5 m 05.20.02 CE



pendant - with 4m twisted textile cable and strain relief on lampholder's side  
Pendelleuchte - mit 4m verdrehtem Textilkabel und Zugentlastung an Fassung

### Lamp type

1x A60 E27 max. 10,5W **A** - **E** 230V

### Dimensions

Ø45xH100 - Cable 4000

### Options

P040 - STRAIN RELIEF - TREKONTLASTING

### Materials

aluminium	14   1M   2M   46
brass	4   13   16   23
red copper	28

### Ref

5003D.4.1M.TXW1	white tex
5003D.4.2M.TXW2	black tex
5003D.4.2M.TXW3	black tex
5003D.4.4.TXW4	shiny gold
5003D.4.13.TXW23	bronze
5003D.4.14.TXW11	alu satin
5003D.4.16.TXW4	satin gold
5003D.4.23.TXW23	dark bronze
5003D.4.28.TXW2	rosé
5003D.4.28.TXW8	rosé
5003D.4.46.TXW23	grey-brown

**built-up**  
with longer lampholder - for CARET lamp  
mit längerer Hülse - für CARET Leuchtmittel

All M10 spotlights and pendants can be combined with bases (built-in & built-up) and Juba bases as preferred.

Alle M10 Aufbaustrahler und Pendelleuchten können mit Rosetten (In- & Aufbau) und Juba Basen nach Wahl kombiniert werden.

5003.E27.B3/.. - MAESTRO - B3

~230V



IP20



0,8 m



0,2000



0,5 m



pendant with swivel - rod can be shortened  
Pendelleuchte mit Kugelgelenk - kürzbare Stange

Lamp type

1x A60 E27 max. 10,5W ▶ ▶ 230V

Dimensions

Ø45xH60 - Bar 800


Materials

aluminium	14   1M   2M   46
brass	4   13   16   23
red copper	28

Ref

5003.E27.B3.1M	white tex
5003.E27.B3.2M	black tex
5003.E27.B3.4	shiny gold
5003.E27.B3.13	bronze
5003.E27.B3.14	alu satin
5003.E27.B3.16	satin gold
5003.E27.B3.23	dark bronze
5003.E27.B3.28.2M	rosé
5003.E27.B3.46	grey-brown

built-up



## INDOOR | Ceiling UP | Pendants | MAESTRO

All M10 spotlights and pendants can be combined with bases (built-in & built-up) and Juba bases as preferred.

Alle M10 Aufbaustrahler und Pendelleuchten können mit Rosetten (In- & Aufbau) und Juba Basen nach Wahl kombiniert werden.

### 5003A.1.E40/.. - MAESTRO E40 - TX

~230V  IP20    1 m  0,3500  0,5 m  05.20.02 



pendant - E40 LAMPHOLDER - with 1m textile cable and strain relief on lampholder's side  
Pendelleuchte - E40 FASSUNG - mit 1m Textilkabel und Zugentlastung an Fassung

#### Lamp type

1x A200 E40 max. 11W 230V

#### Dimensions

Ø45xH60 - Cable 1000

#### Options

P040 - STRAIN RELIEF - TREKONTLASTING

#### Materials

aluminium 14 | 1M | 2M | 46

#### Ref

5003A.1.E40.1M.TX1 white tex  
5003A.1.E40.2M.TX2 black tex  
5003A.1.E40.2M.TX9 black tex  
5003A.1.E40.14.TX11 alu satin  
5003A.1.E40.46.TXG23 grey-brown

built-up

### 5003A.2.E40/.. - MAESTRO E40 - TX

~230V  IP20    2 m  0,6400  0,5 m  05.20.02 



pendant - E40 LAMPHOLDER - with 2m textile cable and strain relief on lampholder's side  
Pendelleuchte - E40 FASSUNG - mit 2m Textilkabel und Zugentlastung an Fassung

#### Lamp type

1x A200 E40 max. 11W 230V

#### Dimensions

Ø45xH60 - Cable 2000

#### Options

P040 - STRAIN RELIEF - TREKONTLASTING

#### Materials

aluminium 14 | 1M | 2M | 46

#### Ref

5003A.2.E40.1M.TX1 white tex  
5003A.2.E40.2M.TX2 black tex  
5003A.2.E40.2M.TX9 black tex  
5003A.2.E40.14.TX11 alu satin  
5003A.2.E40.46.TXG23 grey-brown

built-up

### 5003A.3.E40/.. - MAESTRO E40 - TX

~230V  IP20    3 m  0,7200  0,5 m  05.20.02 



pendant - E40 LAMPHOLDER - with 3m textile cable and strain relief on lampholder's side  
Pendelleuchte - E40 Fassung - mit 3m Textilkabel und Zugentlastung an Fassung

#### Lamp type

1x A200 E40 max. 11W 230V

#### Dimensions

Ø45xH60 - Cable 3000

#### Options

P040 - STRAIN RELIEF - TREKONTLASTING

#### Materials

aluminium 14 | 1M | 2M | 46

#### Ref

5003A.3.E40.1M.TX1 white tex  
5003A.3.E40.2M.TX2 black tex  
5003A.3.E40.2M.TX9 black tex  
5003A.3.E40.14.TX11 alu satin  
5003A.3.E40.46.TXG23 grey-brown

built-up

### 5003A.4.E40/.. - MAESTRO E40 - TX

~230V  IP20    0,7400  0,5 m  05.20.02 



pendant - E40 LAMPHOLDER - with 4m textile cable and strain relief on lampholder's side  
Pendelleuchte - E40 FASSUNG - mit 4m Textilkabel und Zugentlastung an Fassung

#### Lamp type

1x A200 E40 max. 11W 230V

#### Dimensions

Ø45xH60 - Cable 4000

#### Options

P040 - STRAIN RELIEF - TREKONTLASTING

#### Materials

aluminium 14 | 1M | 2M | 46

#### Ref

5003A.4.E40.1M.TX1 white tex  
5003A.4.E40.2M.TX2 black tex  
5003A.4.E40.2M.TX9 black tex  
5003A.4.E40.14.TX11 alu satin  
5003A.4.E40.46.TXG23 grey-brown

built-up

5059/.. - MAESTRO

~230V



pendant with twisted textile cable and strain relief - with 3 x cable 1m and 2 x cable 2m  
 Pendelleuchte mit Textilkabel und Zugentlastung - mit 3 x Kabel 1m und 2 x Kabel 2m

Ref

5059.1M.TXW1  
 5059.2M.TXW2

white tex  
 black tex

Lamp type

5x G125 E27 max. 8W **A+** - **E** 230V

Dimensions

Ø350xH30-1280

Ø320xH28

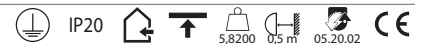
Materials

aluminium 1M | 2M

*built-up*  
 pendants are delivered separately  
 Pendelleuchten werden separat geliefert

5065/.. - MAESTRO

~230V



pendant with twisted textile cable and strain relief - with 10 x cable 1m and 1 x cable 2m  
 Pendelleuchte mit Textilkabel und Zugentlastung - mit 10 x Kabel 1m und 1 x Kabel 2m

Ref

5065.1M.TXW1  
 5065.2M.TXW2

white tex  
 black tex

Lamp type

11x G125 E27 max. 8W **A+** - **E** 230V

Dimensions

Ø500xH28

Ø470

Materials

aluminium 1M | 2M

*built-up*  
 pendants are delivered separately  
 Pendelleuchten werden separat geliefert

5066/.. - MAESTRO

~230V



pendant with twisted textile cable and strain relief - with 9 x cable 1m  
 Pendelleuchte mit Textilkabel und Zugentlastung - mit 9 x Kabel 1m

Ref

5066.1M.TXW1  
 5066.2M.TXW2

white tex  
 black tex

Lamp type

9x G125 E27 max. 8W **A+** - **E** 230V

Dimensions

L400xB400xH30

L370xB370

Materials

aluminium 1M | 2M

*built-up*  
 pendants are delivered separately  
 Pendelleuchten werden separat geliefert

5067.5/.. - MAESTRO

~230V IP20 1 m 3,9100 0,5 m 05.20.02 CE



pendant - base 900mm - with 5x cable 1m  
 Pendelleuchte - Basis 900mm - mit 5x Kabel 1M

**Lamp type**  
 5x G125 E27 max. 6W **A+** - **E** 230V

**Dimensions**  
 L900xB120xH1045 - Cable 1000  
 L880xB100

**Materials**  
 aluminium 2M

**Ref**  
 5067.5.2M.TX2 black tex  
 5067.5.2M.TXW2 black tex

built-up

5067.7/.. - MAESTRO

~230V IP20 1 m 4,3500 0,5 m 05.20.02 CE



pendant - base 900mm - with 7x cable 1m  
 Pendelleuchte - Basis 900mm - mit 7 x Kabel 1M

**Lamp type**  
 7x G125 E27 max. 6W **A+** - **E** 230V

**Dimensions**  
 L900xB120xH1045 - Cable 1000  
 L880xB100

**Materials**  
 aluminium 2M

**Ref**  
 5067.7.2M.TX2 black tex  
 5067.7.2M.TXW2 black tex

built-up

5067.9/.. - MAESTRO

~230V IP20 1 m 6,0000 0,5 m 05.20.02 CE



pendant - base 1200mm - with 9x cable 1 meter  
 Pendelleuchte - Basis 1200mm - mit 9x Kabel 1M

**Lamp type**  
 9x G125 E27 max. 6W **A+** - **E** 230V

**Dimensions**  
 L1200xB120xH1045 - Cable 1000  
 L1180xB100

**Materials**  
 aluminium 2M

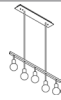
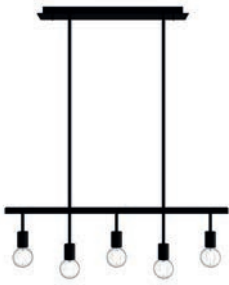
**Ref**  
 5067.9.2M.TX2 black tex  
 5067.9.2M.TXW2 black tex

built-up



5018.5/.. - MAESTRO - B3

~230V IP20 0,8 m 0,5 m 05.20.02 CE



pendant with swivel - rod can be shortened - on bar with 3 x E27 lampholder on rod 7,5cm and 2 x E27 lampholder on rod 15cm  
 Pendelleuchte mit Kugelgelenk - kürzbare Stange - auf Basis mit 3x Fassung E27 auf Stange 7,5cm und 2x Fassung E27 auf Stange 15cm

Ref	
5018.5.1M	white tex
5018.5.2M	black tex

**Lamptype**  
 5x G95 E27 max. 10,5W A+ - E 230V

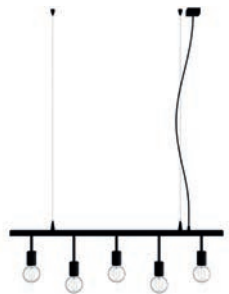
**Dimensions**  
 L800xB25xH25 - Bar 800  
 L560xB60  
 Base - L600xB100xH35

**Materials**  
 aluminium 1M | 2M

built-up

5019.5/.. - MAESTRO

~230V IP20 1 m 2,900 0,5 m 05.20.02 CE



pendant with cable and height controller - on bar with 3 x E27 lampholder on rod 7,5cm and 2 x E27 lampholder on rod 15cm  
 Pendelleuchte mit Kabel und Höheregler - auf Basis mit 3x Fassung E27 auf Stange 7,5cm und 2x Fassung E27 auf Stange 15cm

Ref	
5019.5.1M	white tex
5019.5.2M	black tex

**Lamptype**  
 5x G95 E27 max. 10,5W A+ - E 230V

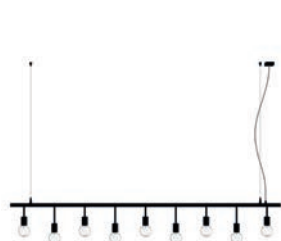
**Dimensions**  
 L900xB25xH25 - Cable 1000  
 Base - L60xB60xH25

**Materials**  
 aluminium 1M | 2M

built-up

5019.9/.. - MAESTRO

~230V IP20 1 m 0,5 m 05.20.02 CE



pendant with cable and height controller - on bar with 5 x E27 lampholder on rod 7,5cm and 4 x E27 lampholder on rod 15cm  
 Pendelleuchte mit Kabel und Höheregler - auf Basis mit 5x Fassung E27 auf Stange 7,5cm und 4x Fassung E27 auf Stange 15cm

Ref cat (LONG)	
5019.9.1M	white tex
5019.9.2M	black tex

**Lamptype**  
 5x G95 E27 max. 10,5W A+ - E 230V

**Dimensions**  
 L2000xB25xH25 - Cable 1000  
 Base - L60xB60xH25

**Materials**  
 aluminium 1M | 2M

built-up

5147.7/.. - MAESTRO SPIN - B3

~230V



IP20



2 m



0,5 m



05.20.02



pendant - with 7x textile cable and 6x cable support  
 Pendelleuchte - mit 7x Textilkabel und 6x Kabelhalter

**Lamp type**

7x G95 E27 max. 10,5W **A+** - **E** 230V

Base - Ø104xH34

**Materials**

aluminium 1M | 2M

**Ref**

5147.7.1M.TX1	white tex
5147.7.2M.TX2	black tex
5147.7.1M.TXW1	white tex
5147.7.2M.TXW2	black tex

built-up

5149.9/.. - MAESTRO SPIN - B3

~230V



IP20



2 m



0,5 m



05.20.02



pendant - with 9x textile cable and 8x cable support  
 Pendelleuchte - mit 9x Textilkabel und 8x Kabelhalter

**Lamp type**

9x G95 E27 max. 10,5W **A+** - **E** 230V

Base - Ø100xH52

**Materials**

aluminium 1M | 2M

**Ref**

5149.9.1M.TX1	white tex
5149.9.2M.TX2	black tex
5149.9.1M.TXW1	white tex
5149.9.2M.TXW2	black tex

built-up



5001.E27.B3/.. - MAESTRO FOR SHADE - B3

~230V IP20 0,8 m 0,7500 0,5 m 05.20.02 CE



pendant with swivel - rod can be shortened - for shade  
 Pendelleuchte mit Kugelgelenk - kürzbare Stange - für Lampenschirm

Lamp type

1x A60 E27 max. 52W **A** - **E** 230V

Bar - Ø12xH800

Materials

aluminium 14 | 1M | 2M  
 brass 13 | 23

Ref

5001.E27.B3.1M white tex  
 5001.E27.B3.2M black tex  
 5001.E27.B3.13 bronze  
 5001.E27.B3.14 alu satin  
 5001.E27.B3.23 dark bronze

built-up  
 shade not included  
 Lampenschirm nicht einbegriffen

5001.E27.033/.. - MAESTRO FOR SHADE - B3

~230V IP20 0,8 m 0,5 m 05.20.02 CE



pendant with swivel and built-up base - for shade  
 Pendelleuchte mit Kugelgelenk und Aufbaurosette - für Lampenschirm

Lamp type

1x A60 E27 max. 52W **A** - **E** 230V

Dimensions

Ø60xH40 - Bar 800

Materials

aluminium 14 | 1M | 2M  
 brass 4 | 13 | 16 | 23

Ref

5001.E27.033.1M white tex  
 5001.E27.033.2M black tex  
 5001.E27.033.4 shiny gold  
 5001.E27.033.13 bronze  
 5001.E27.033.14 alu satin  
 5001.E27.033.16 satin gold  
 5001.E27.033.23 dark bronze

built-up  
 shade not included  
 Lampenschirm nicht einbegriffen

5001.E27.037/.. - MAESTRO FOR SHADE - B3

~230V IP20 0,8 m 0,5500 0,5 m 05.20.02 CE



pendant with swivel and built-up base - for shade  
 Pendelleuchte mit Kugelgelenk und Aufbaurosette - für Lampenschirm

Lamp type

1x A60 E27 max. 52W **A** - **E** 230V

Dimensions

Ø100xH32 - Bar 800

Ø75

Materials

aluminium 14 | 1M | 2M  
 brass 4 | 13 | 16 | 23

Ref

5001.E27.037.1M white tex  
 5001.E27.037.2M black tex  
 5001.E27.037.4 shiny gold  
 5001.E27.037.13 bronze  
 5001.E27.037.14 alu satin  
 5001.E27.037.16 satin gold  
 5001.E27.037.23 dark bronze

built-up  
 shade not included  
 Lampenschirm nicht einbegriffen

5007/.. - MAESTRO FOR SHADE

~230V IP20 1,5 m 0,5 m 05.20.02 CE



pendant with cable and height controller - for shade  
 Pendelleuchte mit Kabel und Höheregler - für Lampenschirm

Lamp type

1x A60 E27 max. 60W **A** - **E** 230V

Dimensions

Ø100xH32 - Cable 1500

Ø75

Materials

aluminium 14 | 1M | 2M | 46

Ref

5007.1M.C1 white tex  
 5007.2M.C2 black tex  
 5007.14.CT alu satin  
 5007.46.C2 grey-brown

built-up  
 shade not included  
 Lampenschirm nicht einbegriffen

5005A/.. - MAESTRO FOR SHADE

~230V  IP20    1,5 m  0,2800  0,5 m  



pendant with textile cable and stain relief - with square base  
- for shade  
Pendelleuchte mit Textilkabel und Zugentlastung - mit  
quadratischem Basis - für Lampenschirm

**Lamp type**  
1x A60 E27 max. 42W  230V

**Dimensions**  
L60xB60xH25 - Cable 1500

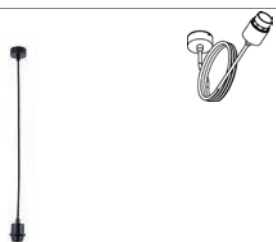
**Materials**  
aluminium 14 | 1M | 2M | 46

Ref	
5005A.1M.TX1	white tex
5005A.2M.TX2	black tex
5005A.14.TX11	alu satin
5005A.46.TX23	grey-brown

built-up  
for light shade  
für leichten Lampenschirm

5005B/.. - MAESTRO FOR SHADE

~230V  IP20    1,5 m  0,2800  0,5 m  



pendant with textile cable and stain relief - with round base  
- for shade  
Pendelleuchte mit Textilkabel und Zugentlastung - mit  
rundem Basis - für Lampenschirm

**Lamp type**  
1x A60 E27 max. 42W  230V

**Dimensions**  
Ø60xH25 - Cable 1500

**Materials**  
aluminium 14 | 1M | 2M | 46

Ref	
5005B.1M.TX1	white tex
5005B.2M.TX2	black tex
5005B.14.TX11	alu satin
5005B.46.TX23	grey-brown

built-up  
for light shade  
für leichten Lampenschirm



5002.E27.B3/.. - MAESTRO FOR SHADE - B3

~230V



IP20



0,8 m



05.20.02



pendant with swivel and built-up base - for shade  
 Pendelleuchte mit Kugelgelenk und Aufbaurosette - für  
 Lampenschirm

Lamp type

2x A60 E27 max. 60W **A** - **E** 230V

Dimensions

Bar 800

Ø75

Base - Ø100xH32

Materials

aluminium 14 | 1M | 2M | 46

Ref

5002.E27.B3.1M

white tex

5002.E27.B3.2M

black tex

5002.E27.B3.14

alu satin

5002.E27.B3.46

grey-brown

built-up  
 shade not included  
 Lampenschirm nicht einbegriffen

5004.E27.B3/.. - MAESTRO FOR SHADE - B3

~230V



IP20



0,8 m



05.20.02



pendant with swivel and built-up base - for shade  
 Pendelleuchte mit Kugelgelenk und Aufbaurosette - für  
 Lampenschirm

Lamp type

4x A60 E27 max. 60W **A** - **E** 230V

Dimensions

Bar 800

Ø75

Base - Ø100xH32

Materials

aluminium 2 | 14 | 1M | 2M | 46

Ref

5004.E27.B3.1M

white tex

5004.E27.B3.2

black

5004.E27.B3.2M

black tex

5004.E27.B3.14

alu satin

5004.E27.B3.46

grey-brown

built-up  
 shade not included  
 Lampenschirm nicht einbegriffen



5012/.. - MAESTRO FOR SHADE - B3

~230V



IP20



0,8 m



05.20.02



pendant with swivel - rod can be shortened - for shade  
 Pendelleuchte mit Kugelgelenk - kürzbare Stange - für  
 Lampenschirm

Lamp type

2x A60 E27 max. 60W A - E 230V

Dimensions

L600xB100xH35 - Bar 800

L560xB60

Materials

aluminium 14 | 1M | 2M | 46  
 brass 23

Ref

5012.1M	white tex
5012.2M	black tex
5012.14	alu satin
5012.23	dark bronze
5012.46	grey-brown

built-up  
 shades not included  
 Lampenschirme nicht einbegriffen

5013/.. - MAESTRO FOR SHADE - B3

~230V



IP20



0,8 m



05.20.02



pendant with swivel - rod can be shortened - for shade  
 Pendelleuchte mit Kugelgelenk - kürzbare Stange - für  
 Lampenschirm

Lamp type

3x A60 E27 max. 60W A - E 230V

Dimensions

L900xB80xH30 - Bar 800

L860xB60

Materials

aluminium 14 | 1M | 2M | 46  
 brass 23

Ref

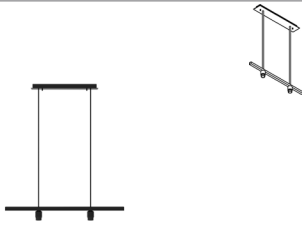
5013.1M	white tex
5013.2M	black tex
5013.14	alu satin
5013.23	dark bronze
5013.46	grey-brown

built-up  
 shades not included  
 Lampenschirme nicht einbegriffen




5015.2/.. - MAESTRO FOR SHADE - B3

~230V  IP20   0,8 m  0,5 m  



pendant with swivel - rod can be shortened  
Pendelleuchte mit Kugelgelenk - kürzbare Stange

**Lamp type**  
 2x A60 E27 max. 60W  230V

**Dimensions**  
 L800xB25xH25 - Bar 800  
 L560xB60  
Base - L600xB100xH35

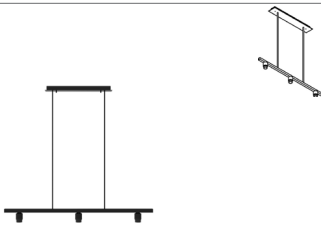
**Materials**  
aluminium 14 | 1M | 2M | 46

Ref	
5015.2.1M	white tex
5015.2.2M	black tex
5015.2.14	alu satin
5015.2.46	grey-brown

built-up  
shades not included  
Lampenschirme nicht einbegriffen

5015.3/.. - MAESTRO FOR SHADE

~230V  IP20   0,8 m  0,5 m  



pendant with swivel - rod can be shortened  
Pendelleuchte mit Kugelgelenk - kürzbare Stange

**Lamp type**  
 3x A60 E27 max. 60W  230V

**Dimensions**  
 L1000xB25xH25 - Bar 800  
 L560xB60  
Base - L600xB100xH35

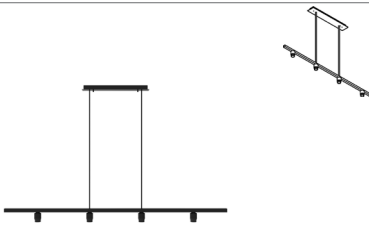
**Materials**  
aluminium 14 | 1M | 2M | 46

Ref	
5015.3.1M	white tex
5015.3.2M	black tex
5015.3.14	alu satin
5015.3.46	grey-brown

built-up  
shades not included  
Lampenschirme nicht einbegriffen

5015.4/.. - MAESTRO FOR SHADE

~230V  IP20   0,8 m  0,5 m  



pendant with swivel - rod can be shortened  
Pendelleuchte mit Kugelgelenk - kürzbare Stange

**Lamp type**  
 4x A60 E27 max. 60W  230V

**Dimensions**  
 L1500xB25xH25 - Bar 800  
 L560xB60  
Base - L600xB100xH35

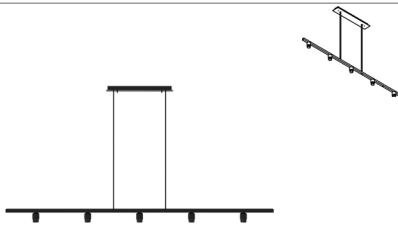
**Materials**  
aluminium 14 | 1M | 2M | 46

Ref	
5015.4.1M	white tex
5015.4.2M	black tex
5015.4.14	alu satin
5015.4.46	grey-brown

built-up  
shades not included  
Lampenschirme nicht einbegriffen


5015.5/.. - MAESTRO FOR SHADE

~230V  IP20   0,8 m  3,3500  0,5 m  



pendant with swivel - rod can be shortened  
Pendelleuchte mit Kugelgelenk - kürzbare Stange

**Lamp type**  
 5x A60 E27 max. 60W  230V

**Dimensions**  
 L1800xB25xH25 - Bar 800  
 L560xB60  
Base - L600xB100xH35

**Materials**  
aluminium 14 | 1M | 2M | 46

Ref cat (LONG)	
5015.5.1M	white tex
5015.5.2M	black tex
5015.5.14	alu satin
5015.5.46	grey-brown

built-up  
shades not included  
Lampenschirme nicht einbegriffen

5017.3/.. - MAESTRO FOR SHADE

~230V



IP20



1,5 m



0,5 m



pendant - with cable suspension  
 Pendelleuchte - mit Kabelaufhängung

Lamp type

3x A60 E27 max. 60W **A** - **E** 230V

Dimensions

L1000xB25xH25

Base - L60xB60xH25

Materials

aluminium

14 | 1M | 2M | 46

Ref

5017.3.1M

5017.3.2M

5017.3.14

5017.3.46

white tex

black tex

alu satin

grey-brown

*built-up  
 shades not included  
 Lampenschirme nicht einbegriffen*





5081.16/.. - GALAXY

~230V  IP20    0,5 m  



built-up

built-up ceiling light - fixed  
Aufbau Deckenleuchte - fest

**Lamp type**  
16x G95 E27 max. 6,5W  230V

**Dimensions**  
Ø1200xH520  
Base - Ø123xH60  
Bar - L150  
Bar - L200  
Bar - L300  
Bar - L400  
Bar - L600

**Materials**  
aluminium 1M | 2M | 45

Ref	
5081.16.1M	white tex
5081.16.2M	black tex
5081.16.45	sun gold

5080.19/.. - GALAXY - B3

~230V  IP 20    0,8 m  



built-up

pendant - fixed  
Pendelleuchte - fest

**Lamp type**  
19x G80 E27 max. 40W  230V

**Dimensions**  
Ø1000xH1200 - Bar 600  
Base - Ø125xH37  
Bar - L150  
Bar - L200  
Bar - L300  
Bar - L400  
Bar - L600

**Materials**  
aluminium 1M | 2M | 45

Ref	
5080.19.1M	white tex
5080.19.2M	black tex
5080.19.45	sun gold

5080.31/.. - GALAXY

~230V  IP 20    0,8 m  



built-up

pendant - fixed  
Pendelleuchte - fest

**Lamp type**  
31x G80 E27 max. 40W  230V


**Dimensions**  
Ø1300xH1200 - Bar 600  
Bar - L600  
Base - Ø125xH37  
Bar - L150  
Bar - L200  
Bar - L300  
Bar - L400

**Materials**  
aluminium 1M | 2M | 45

Ref	
5080.31.1M	white tex
5080.31.2M	black tex
5080.31.45	sun gold


5085.40/.. - GALAXY WHEEL

~230V  IP 20    2 m  



built-up

pendant - fixed  
Pendelleuchte - fest

**Lamp type**  
40x G80 E27 max. 40W  230V  
or 40x G120 E27 max. 40W  230V

**Dimensions**  
Ø620xH2000 - Cable 2000  
Base - Ø50xH40

**Materials**  
aluminium 1M | 2M | 45

Ref cat (LONG)	
5085.40.1M	white tex
5085.40.2M	black tex
5085.40.45	sun gold

4980.E27/.. - ANGELO

~230V IP20 1,5 m 0,2300 0,5 m 05.20.02 CE



built-up

pendant - round - with 1,5m textile cable and strain relief on lampholder's side  
 Pendelleuchte - rund - mit 1,5m Textilkabel und Zugentlastung an Fassung

Lamp type

1x A60 E27 max. 10,5W **A** - **E** 230V  
 or 1x G80 E27 max. 40W **A** - **E** 230V

Dimensions

Ø150xH70 - Cable 1500

Materials

aluminium 1M | 2M | 45 | 74 | 80 | 84  
 brass 16

Ref

4980.E27.1M.TX1 white tex  
 4980.E27.2M.TX2 black tex  
 4980.E27.16.TXM satin gold  
 4980.E27.45.TXM sun gold  
 4980.E27.74.TXG13 noble bronze  
 4980.E27.84.TXRK2 copper metallic  
 4980.E27.80.TXRK Bi-chromating

4981.E27/.. - ANGELO

~230V IP20 1,5 m 0,2300 0,5 m 05.20.02 CE



built-up

pendant - round - with 1,5m textile cable and strain relief on lampholder's side  
 Pendelleuchte - rund - mit 1,5m Textilkabel und Zugentlastung an Fassung

Lamp type

1x A60 E27 max. 10,5W **A** - **E** 230V  
 or 1x G80 E27 max. 40W **A** - **E** 230V

Dimensions

Ø180xH70 - Cable 1500

Materials

aluminium 1M | 2M | 45 | 74 | 80 | 84  
 brass 16

Ref

4981.E27.1M.TX1 white tex  
 4981.E27.2M.TX2 black tex  
 4981.E27.16.TXM satin gold  
 4981.E27.45.TXM sun gold  
 4981.E27.74.TXG13 noble bronze  
 4981.E27.84.TXRK2 copper metallic  
 4981.E27.80.TXRK Bi-chromating

4982.E27/.. - ANGELO

~230V IP20 1,5 m 0,2300 0,5 m 05.20.02 CE



built-up

pendant - round - with 1,5m textile cable and strain relief on lampholder's side  
 Pendelleuchte - rund - mit 1,5m Textilkabel und Zugentlastung an Fassung

Lamp type

1x A60 E27 max. 10,5W **A** - **E** 230V  
 or 1x G80 E27 max. 40W **A** - **E** 230V

Dimensions

Ø250xH70 - Cable 1500

Materials

aluminium 1M | 2M | 45 | 74 | 80 | 84  
 brass 16

Ref

4982.E27.1M.TX1 white tex  
 4982.E27.2M.TX2 black tex  
 4982.E27.16.TXM satin gold  
 4982.E27.45.TXM sun gold  
 4982.E27.74.TXG13 noble bronze  
 4982.E27.84.TXRK2 copper metallic  
 4982.E27.80.TXRK Bi-chromating

4983.E27/.. - ANGELO

~230V IP20 1,5 m 0,2300 0,5 m 05.20.02 CE



built-up

pendant - round - with 1,5m textile cable and strain relief on lampholder's side  
 Pendelleuchte - rund - mit 1,5m Textilkabel und Zugentlastung an Fassung

Lamp type

1x A60 E27 max. 10,5W **A** - **E** 230V  
 or 1x G80 E27 max. 40W **A** - **E** 230V

Dimensions

Ø300xH70 - Cable 1500

Materials

aluminium 1M | 2M | 45 | 74 | 80 | 84  
 brass 16

Ref

4983.E27.1M.TX1 white tex  
 4983.E27.2M.TX2 black tex  
 4983.E27.16.TXM satin gold  
 4983.E27.45.TXM sun gold  
 4983.E27.74.TXG13 noble bronze  
 4983.E27.84.TXRK2 copper metallic  
 4983.E27.80.TXRK Bi-chromating



4984.SH.E27/.. - ANGELO

~230V IP20 1,5 m 0,5 m 05.20.02 CE



built-up

pendant - round - with 1,5m textile cable and strain relief on lampholder's side  
 Pendelleuchte - rund - mit 1,5m Textilkabel und Zugentlastung an Fassung

**Lamp type**  
 1x A60 E27 max. 10,5W **A** - **E** 230V  
 1x G80 E27 max. 40W **A** - **E** 230V

**Dimensions**  
 Ø150xH70 - Cable 1500

**Materials**  
 aluminium 1M | 2M | 45 | 74 | 80 | 84  
 brass 16

**Ref**  
 4984.SH.E27.1M.TX1 white tex  
 4984.SH.E27.2M.TX2 black tex  
 4984.SH.E27.16.TXM satin gold  
 4984.SH.E27.45.TXM sun gold  
 4984.SH.E27.74.TXG13 noble bronze  
 4984.SH.E27.84.TXRK2 copper metallic  
 4984.SH.E27.80.TXRK Bi-chromating

4985.SH.E27/.. - ANGELO

~230V IP20 1,5 m 0,5 m 05.20.02 CE



built-up

pendant - round - with 1,5m textile cable and strain relief on lampholder's side  
 Pendelleuchte - rund - mit 1,5m Textilkabel und Zugentlastung an Fassung

**Lamp type**  
 1x A60 E27 max. 10,5W **A** - **E** 230V  
 1x G80 E27 max. 40W **A** - **E** 230V

**Dimensions**  
 Ø180xH70 - Cable 1500

**Materials**  
 aluminium 1M | 2M | 45 | 74 | 80 | 84  
 brass 16

**Ref**  
 4985.SH.E27.1M.TX1 white tex  
 4985.SH.E27.2M.TX2 black tex  
 4985.SH.E27.16.TXM satin gold  
 4985.SH.E27.45.TXM sun gold  
 4985.SH.E27.74.TXG13 noble bronze  
 4985.SH.E27.84.TXRK2 copper metallic  
 4985.SH.E27.80.TXRK Bi-chromating

4986.SH.E27/.. - ANGELO

~230V IP20 1,5 m 0,5 m 05.20.02 CE



built-up

pendant - round - with 1,5m textile cable and strain relief on lampholder's side  
 Pendelleuchte - rund - mit 1,5m Textilkabel und Zugentlastung an Fassung

**Lamp type**  
 1x A60 E27 max. 10,5W **A** - **E** 230V  
 1x G80 E27 max. 40W **A** - **E** 230V

**Dimensions**  
 Ø250xH70 - Cable 1500

**Materials**  
 aluminium 1M | 2M | 45 | 74 | 80 | 84  
 brass 16

**Ref**  
 4986.SH.E27.1M.TX1 white tex  
 4986.SH.E27.2M.TX2 black tex  
 4986.SH.E27.16.TXM satin gold  
 4986.SH.E27.45.TXM sun gold  
 4986.SH.E27.74.TXG13 noble bronze  
 4986.SH.E27.84.TXRK2 copper metallic  
 4986.SH.E27.80.TXRK Bi-chromating

4987.SH.E27/.. - ANGELO

~230V IP20 1,5 m 0,5 m 05.20.02 CE



built-up

pendant - round - with 1,5m textile cable and strain relief on lampholder's side  
 Pendelleuchte - rund - mit 1,5m Textilkabel und Zugentlastung an Fassung

**Lamp type**  
 1x A60 E27 max. 10,5W **A** - **E** 230V  
 1x G80 E27 max. 40W **A** - **E** 230V

**Dimensions**  
 Ø300xH70 - Cable 1500

**Materials**  
 aluminium 1M | 2M | 45 | 74 | 80 | 84  
 brass 16

**Ref**  
 4987.SH.E27.1M.TX1 white tex  
 4987.SH.E27.2M.TX2 black tex  
 4987.SH.E27.16.TXM satin gold  
 4987.SH.E27.45.TXM sun gold  
 4987.SH.E27.74.TXG13 noble bronze  
 4987.SH.E27.84.TXRK2 copper metallic  
 4987.SH.E27.80.TXRK Bi-chromating

4990.E27/.. - SKIVVE

~230V IP20 1,5 m 0,2300 0,5 m 05.20.02 CE



pendant - round - with 1,5m textile cable and strain relief on lampholder's side  
 Pendelleuchte - rund - mit 1,5m Textilkabel und Zugentlastung an Fassung

Lamp type

1x A60 E27 max. 10,5W A - E 230V

Dimensions

Ø180xH135 - Cable 1500

Materials

aluminium 1M | 29 | 2M | 47 | 49

Ref

4990.E27.1M.TX1	white tex
4990.E27.2M.TX2	black tex
4990.E27.29.TX2	black - gold in
4990.E27.47.TX2	black - white in
4990.E27.49.TX2	white - gold in

built-up

4991.E27/.. - SKIVVE

~230V IP20 1,5 m 0,2300 0,5 m 05.20.02 CE



pendant - round - with 1,5m textile cable and strain relief on lampholder's side  
 Pendelleuchte - rund - mit 1,5m Textilkabel und Zugentlastung an Fassung

Lamp type

1x A60 E27 max. 10,5W A - E 230V

or 1x G80 E27 max. 40W A - E 230V

Dimensions

Ø250xH135 - Cable 1500

Materials

aluminium 1M | 29 | 2M | 47 | 49

Ref

4991.E27.1M.TX1	white tex
4991.E27.2M.TX2	black tex
4991.E27.29.TX2	black - gold in
4991.E27.47.TX2	black - white in
4991.E27.49.TX2	white - gold in

built-up

4992.E27/.. - SKIVVE

~230V IP20 1,5 m 0,2300 0,5 m 05.20.02 CE



with 1,5m textile cable and strain relief on lampholder's side  
 mit 1,5m Textilkabel und Zugentlastung an Fassung

Lamp type

1x A60 E27 max. 10,5W A - E 230V

or 1x G80 E27 max. 40W A - E 230V

Dimensions

Ø350xH135 - Cable 1500

Materials

aluminium 1M | 29 | 2M | 47 | 49

Ref

4992.E27.1M.TX1	white tex
4992.E27.2M.TX2	black tex
4992.E27.29.TX2	black - gold in
4992.E27.47.TX2	black - white in
4992.E27.49.TX2	white - gold in

built-up

1409/.. - C-LINE - TX

~230V IP20 1,5 m 0,5 m 05.20.02 CE



pendant - with 1,5m textile cable and strain relief on lampholder's side  
 Pendelleuchte - mit 1,5m Textilkabel und Zugentlastung an Fassung

**Lamp type**  
 1x A60 E27 max. 10,5W A - E 230V

**Dimensions**  
 Ø270 - Cable 1500

**Materials**  
 aluminium 1M | 2M

Ref	
1409.1M.1M.TX1	white tex
1409.1M.1M.TXW1	white tex
1409.2M.2M.TX2	black tex
1409.2M.2M.TXW2	black tex
1409.2M.16.TXW2	black tex
1409.2M.16.TXM	black tex
1409.2M.16.TX2	black tex
1409.2M.28.TX2	black tex
1409.2M.28.TX2	black tex
1409.2M.28.TX2	black tex

built-up

1410/.. - C-LINE - TX

~230V IP20 1,5 m 0,8100 0,5 m 05.20.02 CE



pendant - with 1,5m textile cable and strain relief on lampholder's side  
 Pendelleuchte - mit 1,5m Textilkabel und Zugentlastung an Fassung

**Lamp type**  
 1x A60 E27 max. 10,5W A - E 230V

**Dimensions**  
 Ø320 - Cable 1500

**Materials**  
 aluminium 1M | 2M

Ref	
1410.1M.1M.TX1	white tex
1410.1M.1M.TXW1	white tex
1410.2M.2M.TX2	black tex
1410.2M.2M.TXW2	black tex
1410.2M.16.TXW2	black tex
1410.2M.16.TXM	black tex
1410.2M.16.TX2	black tex
1410.2M.28.TX2	black tex
1410.2M.28.TX2	black tex
1410.2M.28.TX2	black tex

built-up

1417/.. - C-LINE - TX

~230V IP20 1,5 m 0,8600 0,5 m 05.20.02 CE



pendant - with 1,5m textile cable and strain relief on lampholder's side  
 Pendelleuchte - mit 1,5m Textilkabel und Zugentlastung an Fassung

**Lamp type**  
 1x A60 E27 max. 10,5W A - E 230V

**Dimensions**  
 Ø270 - Cable 1500

**Materials**  
 aluminium 1M | 2M

Ref	
1417.1M.1M.TX1	white tex
1417.1M.1M.TXW1	white tex
1417.2M.2M.TX2	black tex
1417.2M.2M.TXW2	black tex
1417.2M.16.TXW2	black tex
1417.2M.16.TXM	black tex
1417.2M.16.TX2	black tex
1417.2M.28.TX2	black tex
1417.2M.28.TX2	black tex
1417.2M.28.TX2	black tex

built-up

1418/.. - C-LINE - TX

~230V IP20 1,5 m 1,0200 0,5 m 05.20.02 CE



pendant - with 1,5m textile cable and strain relief on lampholder's side  
 Pendelleuchte - mit 1,5m Textilkabel und Zugentlastung an Fassung

**Lamp type**  
 1x A60 E27 max. 10,5W A - E 230V

**Dimensions**  
 Ø320 - Cable 1500

**Materials**  
 aluminium 1M | 2M

Ref	
1418.1M.1M.TX1	white tex
1418.1M.1M.TXW1	white tex
1418.2M.2M.TX2	black tex
1418.2M.2M.TXW2	black tex
1418.2M.16.TXW2	black tex
1418.2M.16.TXM	black tex
1418.2M.16.TX2	black tex
1418.2M.28.TX2	black tex
1418.2M.28.TX2	black tex
1418.2M.28.TX2	black tex

built-up



1363/.. - FARFALLE - TX

~230V



IP20



1,5 m



0,5 m



pendant - with 1,5m textile cable and strain relief on lampholder's side  
 Pendelleuchte - mit 1,5m Textilkabel und Zugentlastung an Fassung

**Lamptype**

1x A60 E27 max. 10,5W A - E 230V

**Dimensions**

Ø320xH70 - Cable 1500

**Materials**

aluminium 1M | 2M | 45 | 78 | 79 | 81 | 93

**Ref**

1363.1M.TX1	white tex
1363.2M.TX2	black tex
1363.2M.16.TX2	black tex
1363.45.TX4	sun gold
1363.93.TXJ	bronze-brown
1363.78.TX192	pastel blue
1363.79.TX30	
1363.81.TX364	pastel green

built-up

1364/.. - FARFALLE

~230V



IP20



1,5 m



0,5 m



pendant - with 1,5m textile cable and strain relief on lampholder's side  
 Pendelleuchte - mit 1,5m Textilkabel und Zugentlastung an Fassung

**Lamptype**

1x A60 E27 max. 10,5W A - E 230V

**Dimensions**

Ø390xH70 - Cable 1500

**Materials**

aluminium 1M | 2M | 45 | 78 | 79 | 81 | 93

**Ref**







1364.1M.TX1	white tex
1364.2M.TX2	black tex
1364.2M.16.TX2	black tex
1364.45.TX4	sun gold
1364.93.TXJ	bronze-brown
1364.78.TX192	pastel blue
1364.79.TX30	
1364.81.TX364	pastel green







All M10 spotlights and pendants can be combined with bases (built-in & built-up) and Juba bases as preferred.


Alle M10 Aufbaustrahler und Pendelleuchten können mit Rosetten (In- & Aufbau) und Juba Basen nach Wahl kombiniert werden.


**1821.E27.250/.. - MERO PENDEL - TX** ~230V  IP20   1,5 m  0,5 m  


pendant - round - with 1,5m textile cable and strain relief on lampholder's side  
 Pendelleuchte - rund - mit 1,5m Textilkabel und Zugentlastung an Fassung

**Lamp type**

 1x G125 E27 max. 4W A+ - E 240V

or  1x G95 E27 max. 10,5W A+ - E 230V

**Dimensions**

 Ø60xH250 - Cable 1500

**Options**

055B - ROSETTE for textile cable







**Materials**



aluminium 1M | 2M | 45

**Ref**

1821.E27.250.1M.TX1 white tex  
 1821.E27.250.2M.TX2 black tex  
 1821.E27.250.45.TX4 sun gold


*built-up*


**1821.E27.300/.. - MERO PENDEL - TX** ~230V  IP20   1,5 m  0,5 m  


pendant - round - with 1,5m textile cable and strain relief on lampholder's side  
 Pendelleuchte - rund - mit 1,5m Textilkabel und Zugentlastung an Fassung

**Lamp type**

 1x G125 E27 max. 6W A+ - E 230V

or  1x G95 E27 max. 6W A+ - E 230V

**Dimensions**

 Ø60xH300 - Cable 1500

**Options**

055B - ROSETTE for textile cable







**Materials**



aluminium 1M | 2M | 45

**Ref**

1821.E27.300.1M.TX1 white tex  
 1821.E27.300.2M.TX2 black tex  
 1821.E27.300.45.TX4 sun gold


*built-up*


**1821.E27.450/.. - MERO PENDEL - TX** ~230V  IP20   1,5 m  0,5 m  


pendant - round - with 1,5m textile cable and strain relief on lampholder's side  
 Pendelleuchte - rund - mit 1,5m Textilkabel und Zugentlastung an Fassung

**Lamp type**

 1x G125 E27 max. 4W A+ - E 240V

or  1x G95 E27 max. 10,5W A+ - E 230V

**Dimensions**

 Ø60xH450 - Cable 1500

**Options**

055B - ROSETTE for textile cable







**Materials**



aluminium 1M | 2M | 45

**Ref**

1821.E27.450.1M.TX1 white tex  
 1821.E27.450.2M.TX2 black tex  
 1821.E27.450.45.TX4 sun gold


*built-up*


**1821.E27.500/.. - MERO PENDEL - TX** ~230V  IP20   1,5 m  0,5 m  


pendant - round - with 1,5m textile cable and strain relief on lampholder's side  
 Pendelleuchte - rund - mit 1,5m Textilkabel und Zugentlastung an Fassung

**Lamp type**

 1x G125 E27 max. 4W A+ - E 240V

or  1x G95 E27 max. 10,5W A+ - E 230V

**Dimensions**

 Ø60xH500 - Cable 1500

**Options**

055B - ROSETTE for textile cable

**Materials**

aluminium 1M | 2M | 45

**Ref**









1821.E27.500.1M.TX1 white tex  
 1821.E27.500.2M.TX2 black tex  
 1821.E27.500.45.TX4 sun gold



*built-up*

## INDOOR | Ceiling UP | Pendants | MERO


All M10 spotlights and pendants can be combined with bases (built-in & built-up) and Juba bases as preferred.


Alle M10 Aufbaustrahler und Pendelleuchten können mit Rosetten (In- & Aufbau) und Juba Basen nach Wahl kombiniert werden.

**1838.ES50.250/.. - MERO PENDEL - TX** ~230V  IP20    1,5 m  0,5700  0,5 m  05.20.02 

pendant - round - with 1,5m textile cable and strain relief on lampholder's side  
 Pendelleuchte - rund - mit 1,5m Textilkabel und Zugentlastung an Fassung

**Lamptype**  
 1x QPAR 51 GU10 max. 20W A+ - E 230V









**Dimensions**  
 Ø60xH250 - Cable 1500



**Options**  
 055B - ROSETTE for textile cable

**Materials**  
 aluminium 1M | 2M | 45


*built-up*


**Ref**  
 1838.ES50.250.1M.TX1 white tex  
 1838.ES50.250.2M.TX2 black tex  
 1838.ES50.250.45.TX4 sun gold

**1838.ES50.300/.. - MERO PENDEL - TX** ~230V  IP20    1,5 m  0,6400  0,5 m  05.20.02 

pendant - round - with 1,5m textile cable and strain relief on lampholder's side  
 Pendelleuchte - rund - mit 1,5m Textilkabel und Zugentlastung an Fassung

**Lamptype**  
 1x QPAR 51 GU10 max. 20W A+ - E 230V









**Dimensions**  
 Ø60xH300 - Cable 1500



**Options**  
 055B - ROSETTE for textile cable

**Materials**  
 aluminium 1M | 2M | 45


*built-up*


**Ref**  
 1838.ES50.300.1M.TX1 white tex  
 1838.ES50.300.2M.TX2 black tex  
 1838.ES50.300.45.TX4 sun gold

**1838.ES50.450/.. - MERO PENDEL - TX** ~230V  IP20    1,5 m  0,9000  0,5 m  05.20.02 

pendant - round - with 1,5m textile cable and strain relief on lampholder's side  
 Pendelleuchte - rund - mit 1,5m Textilkabel und Zugentlastung an Fassung

**Lamptype**  
 1x QPAR 51 GU10 max. 20W A+ - E 230V









**Dimensions**  
 Ø60xH450 - Cable 1500



**Options**  
 055B - ROSETTE for textile cable

**Materials**  
 aluminium 1M | 2M | 45


*built-up*


**Ref**  
 1838.ES50.450.1M.TX1 white tex  
 1838.ES50.450.2M.TX2 black tex  
 1838.ES50.450.45.TX4 sun gold

**1838.ES50.675/.. - MERO PENDEL - TX** ~230V  IP20    1,5 m  1,1100  0,5 m  05.20.02 

pendant - round - with 1,5m textile cable and strain relief on lampholder's side  
 Pendelleuchte - rund - mit 1,5m Textilkabel und Zugentlastung an Fassung

**Lamptype**  
 1x QPAR 51 GU10 max. 20W A+ - E 230V

**Dimensions**  
 Ø60xH675 - Cable 1500

**Options**  
 055B - ROSETTE for textile cable

**Materials**  
 aluminium 1M | 2M | 45

*built-up*

**Ref**  
 1838.ES50.675.1M.TX1 white tex  
 1838.ES50.675.2M.TX2 black tex  
 1838.ES50.675.45.TX4 sun gold

All M10 spotlights and pendants can be combined with bases (built-in & built-up) and Juba bases as preferred.

Alle M10 Aufbaustrahler und Pendelleuchten können mit Rosetten (In- & Aufbau) und Juba Basen nach Wahl kombiniert werden.

**1838.ES50.900/.. - MERO PENDEL - TX**

~230V



IP20




1,5 m



1,5300



0,5 m



pendant - round - with 1,5m textile cable and strain relief on lampholder's side  
 Pendelleuchte - rund - mit 1,5m Textilkabel und Zugentlastung an Fassung

**Ref**

- 1838.ES50.900.1M.TX1 white tex
- 1838.ES50.900.2M.TX2 black tex
- 1838.ES50.900.45.TX4 sun gold

**Lamptype**

1x QPAR 51 GU10 max. 20W A+ - E 230V

**Dimensions**

Ø60xH900 - Cable 1500

**Options**

055B - ROSETTE for textile cable

**Materials**

aluminium

1M | 2M | 45

*built-up*



## INDOOR | Ceiling UP | Pendants | MERO

All M10 spotlights and pendants can be combined with bases (built-in & built-up) and Juba bases as preferred.

Alle M10 Aufbaustrahler und Pendelleuchten können mit Rosetten (In- & Aufbau) und Juba Basen nach Wahl kombiniert werden.

### 1842.AC.250/.. - MERO PENDEL - TX

~230V



IP20



1,5 m



0,6800



0,5 m



05.20.50



pendant - round - with 1,5m textile cable and strain relief on lampholder's side  
 Pendelleuchte - rund - mit 1,5m Textilkabel und Zugentlastung an Fassung

#### Lamp type

1x LED AC 700lm CRI92 max. 9,5W **A+** 230V

#### Dimensions

Ø60xH250 / 36 - Cable 1500

#### Options

055B - ROSETTE for textile cable

#### Ref

1842C.250.1M.TX1	CW   NW   WW
1842C.250.2M.TX2	CW   NW   WW
1842C.250.45.TX4	CW   NW   WW

built-up

### 1842.AC.300/.. - MERO PENDEL - TX

~230V



IP20



1,5 m



0,8500



0,5 m



05.20.50



pendant - round - with 1,5m textile cable and strain relief on lampholder's side  
 Pendelleuchte - rund - mit 1,5m Textilkabel und Zugentlastung an Fassung

#### Lamp type

1x LED AC 700lm CRI92 max. 9,5W **A+** 230V

#### Dimensions

Ø60xH300 / 36 - Cable 1500

#### Options

055B - ROSETTE for textile cable

#### Ref

1842C.300.1M.TX1	CW   NW   WW
1842C.300.2M.TX2	CW   NW   WW
1842C.300.45.TX4	CW   NW   WW

built-up

### 1842.AC.450/.. - MERO PENDEL - TX

~230V



IP20



1,5 m



1,2500



0,5 m



05.20.50



pendant - round - with 1,5m textile cable and strain relief on lampholder's side  
 Pendelleuchte - rund - mit 1,5m Textilkabel und Zugentlastung an Fassung

#### Lamp type

1x LED AC 700lm CRI92 max. 9,5W **A+** 230V

#### Dimensions

Ø60xH450 / 36 - Cable 1500

#### Options

055B - ROSETTE for textile cable

#### Ref

1842C.450.1M.TX1	CW   NW   WW
1842C.450.2M.TX2	CW   NW   WW
1842C.450.45.TX4	CW   NW   WW

built-up

### 1842.AC.500/.. - MERO PENDEL - TX

~230V



IP20



1,5 m



0,5 m



05.20.50



pendant - round - with 1,5m textile cable and strain relief on lampholder's side  
 Pendelleuchte - rund - mit 1,5m Textilkabel und Zugentlastung an Fassung

#### Lamp type

1x LED AC 700lm CRI92 max. 9,5W **A+** 230V

#### Dimensions

Ø60xH500 / 36 - Cable 1500

#### Options

055B - ROSETTE for textile cable

#### Ref

1842C.500.1M.TX1	CW   NW   WW
1842C.500.2M.TX2	CW   NW   WW
1842C.500.45.TX4	CW   NW   WW

built-up



## INDOOR | Ceiling UP | Pendants | MERO

All M10 spotlights and pendants can be combined with bases (built-in & built-up) and Juba bases as preferred.

Alle M10 Aufbaustrahler und Pendelleuchten können mit Rosetten (In- & Aufbau) und Juba Basen nach Wahl kombiniert werden.

### 1843.E27.250/.. - MERO PENDEL - TX

~230V  IP20    1,5 m  0,5 m  05.20.02  CE



built-up

pendant - square - with 1,5m textile cable and strain relief on lampholder's side  
 Pendelleuchte - viereckig - mit 1,5m Textilkabel und Zugentlastung an Fassung

#### Lamp type

1x G125 E27 max. 6W  -  230V

or 1x G95 E27 max. 6W  -  230V

#### Dimensions

L60xB60xH250 - Cable 1500

#### Options

055B - ROSETTE for textile cable

#### Materials

aluminium 1M | 2M | 45

#### Ref

1843.E27.250.1M.TX1 white tex

1843.E27.250.2M.TX2 black tex

1843.E27.250.45.TX4 sun gold

### 1843.E27.300/.. - MERO PENDEL - TX

~230V  IP20    1,5 m  0,5 m  05.20.02  CE



built-up

pendant - square - with 1,5m textile cable and strain relief on lampholder's side  
 Pendelleuchte - viereckig - mit 1,5m Textilkabel und Zugentlastung an Fassung

#### Lamp type

1x G125 E27 max. 6W  -  230V

or 1x G95 E27 max. 6W  -  230V

#### Dimensions

L60xB60xH300 - Cable 1500

#### Options

055B - ROSETTE for textile cable

#### Materials

aluminium 1M | 2M | 45

#### Ref

1843.E27.300.1M.TX1 white tex

1843.E27.300.2M.TX2 black tex

1843.E27.300.45.TX4 sun gold

### 1843.E27.450/.. - MERO PENDEL - TX

~230V  IP20    1,5 m  0,5 m  05.20.02  CE




built-up

pendant - square - with 1,5m textile cable and strain relief on lampholder's side  
 Pendelleuchte - viereckig - mit 1,5m Textilkabel und Zugentlastung an Fassung

#### Lamp type

1x G125 E27 max. 6W  -  230V

or 1x G95 E27 max. 6W  -  230V

#### Dimensions

L60xB60xH450 - Cable 1500

#### Options

055B - ROSETTE for textile cable

#### Materials

aluminium 1M | 2M | 45

#### Ref







1843.E27.450.1M.TX1 white tex



1843.E27.450.2M.TX2 black tex

1843.E27.450.45.TX4 sun gold


All M10 spotlights and pendants can be combined with bases (built-in & built-up) and Juba bases as preferred.


Alle M10 Aufbaustrahler und Pendelleuchten können mit Rosetten (In- & Aufbau) und Juba Basen nach Wahl kombiniert werden.

**1844.ES50.250/.. - MERO PENDEL - TX** ~230V  IP20   1,5 m  0,5 m  

pendant - square - with 1,5m textile cable and strain relief on lampholder's side  
 Pendelleuchte - viereckig - mit 1,5m Textilkabel und Zugentlastung an Fassung

**Lamp type**  
 1x QPAR 51 GU10 max. 20W A+ - E 230V







**Dimensions**  
 L60xB60xH250 - Cable 1500



**Options**  
 055B - ROSETTE for textile cable

**Materials**  
 aluminium 1M | 2M | 45


**Ref**  
 1844.ES50.250.1M.TX1 white tex  
 1844.ES50.250.2M.TX2 black tex  
 1844.ES50.250.45.TX4 sun gold


*built-up*

**1844.ES50.300/.. - MERO PENDEL - TX** ~230V  IP20   1,5 m  0,5 m  

pendant - square - with 1,5m textile cable and strain relief on lampholder's side  
 Pendelleuchte - viereckig - mit 1,5m Textilkabel und Zugentlastung an Fassung

**Lamp type**  
 1x QPAR 51 GU10 max. 20W A+ - E 230V







**Dimensions**  
 L60xB60xH300 - Cable 1500



**Options**  
 055B - ROSETTE for textile cable

**Materials**  
 aluminium 1M | 2M | 45


**Ref**  
 1844.ES50.300.1M.TX1 white tex  
 1844.ES50.300.2M.TX2 black tex  
 1844.ES50.300.45.TX4 sun gold


*built-up*

**1844.ES50.450/.. - MERO PENDEL - TX** ~230V  IP20   1,5 m  0,5 m  

pendant - square - with 1,5m textile cable and strain relief on lampholder's side  
 Pendelleuchte - viereckig - mit 1,5m Textilkabel und Zugentlastung an Fassung

**Lamp type**  
 1x QPAR 51 GU10 max. 20W A+ - E 230V

**Dimensions**  
 L60xB60xH450 - Cable 1500

**Options**  
 055B - ROSETTE for textile cable

**Materials**  
 aluminium 1M | 2M | 45

**Ref**  
 1844.ES50.450.1M.TX1 white tex  
 1844.ES50.450.2M.TX2 black tex  
 1844.ES50.450.45.TX4 sun gold

*built-up*



## INDOOR | Ceiling UP | Pendants | MERO

All M10 spotlights and pendants can be combined with bases (built-in & built-up) and Juba bases as preferred.

Alle M10 Aufbaustrahler und Pendelleuchten können mit Rosetten (In- & Aufbau) und Juba Basen nach Wahl kombiniert werden.



### 1846.AC.250/.. - MERO PENDEL - TX

~230V  IP20    1,5 m  0,5 m  





pendant - square - with 1,5m textile cable and strain relief on lampholder's side  
 Pendelleuchte - viereckig - mit 1,5m Textilkabel und Zugentlastung an Fassung

#### Lamp type

 1x LED AC 700lm CRI92 max. 9,5W  230V

#### Dimensions

 L60xB60xH250  36 - Cable 1500

#### Options

055B - ROSETTE for textile cable


#### Ref

1846C.250.1M.TX1	CW   NW   WW
1846C.250.2M.TX2	CW   NW   WW
1846C.250.45.TX4	CW   NW   WW

built-up



### 1846.AC.300/.. - MERO PENDEL - TX

~230V  IP20    1,5 m  0,5 m  



pendant - square - with 1,5m textile cable and strain relief on lampholder's side  
 Pendelleuchte - viereckig - mit 1,5m Textilkabel und Zugentlastung an Fassung

#### Lamp type

 1x LED AC 700lm CRI92 max. 9,5W  230V

#### Dimensions

 L60xB60xH300  36 - Cable 1500

#### Options

055B - ROSETTE for textile cable


#### Ref

1846C.300.1M.TX1	CW   NW   WW
1846C.300.2M.TX2	CW   NW   WW
1846C.300.45.TX4	CW   NW   WW

built-up



### 1846.AC.450/.. - MERO PENDEL - TX

~230V  IP20    1,5 m  0,5 m  





pendant - square - with 1,5m textile cable and strain relief on lampholder's side  
 Pendelleuchte - viereckig - mit 1,5m Textilkabel und Zugentlastung an Fassung

#### Lamp type

 1x LED AC 700lm CRI92 max. 9,5W  230V

#### Dimensions

 L60xB60xH450  36 - Cable 1500

#### Options

055B - ROSETTE for textile cable

#### Ref

1846C.450.1M.TX1	CW   NW   WW
1846C.450.2M.TX2	CW   NW   WW
1846C.450.45.TX4	CW   NW   WW

built-up



All M10 spotlights and pendants can be combined with bases (built-in & built-up) and Juba bases as preferred.

Alle M10 Aufbaustrahler und Pendelleuchten können mit Rosetten (In- & Aufbau) und Juba Basen nach Wahl kombiniert werden.

**1847.E27.250/.. - MERO PENDEL BRASS - TX**

~230V IP20 1,5 m 0,5 m 05.20.50 CE



built-up

pendant - round - with 1,5m textile cable and strain relief on lampholder's side  
 Pendelleuchte - rund - mit 1,5m Textilkabel und Zugentlastung an Fassung

Ref  
 1847.E27.250.16.TXM satin gold

**Lamp type**

1x G125 E27 max. 6W **A+** - **E** 230V  
 or 1x G95 E27 max. 10,5W **A+** - **E** 230V

**Dimensions**

Ø54xH250 - Cable 1500

**Options**

055B - ROSETTE for textile cable

**Materials**

brass 16

**1847.E27.300/.. - MERO PENDEL BRASS - TX**

~230V IP20 1,5 m 0,5 m 05.20.50 CE



built-up

pendant - round - with 1,5m textile cable and strain relief on lampholder's side  
 Pendelleuchte - rund - mit 1,5m Textilkabel und Zugentlastung an Fassung

Ref  
 1847.E27.300.16.TXM satin gold

**Lamp type**

1x G125 E27 max. 6W **A+** - **E** 230V  
 or 1x G95 E27 max. 10,5W **A+** - **E** 230V

**Dimensions**

Ø54xH300 - Cable 1500

**Options**

055B - ROSETTE for textile cable

**Materials**

brass 16

**1847.E27.450/.. - MERO PENDEL BRASS - TX**

~230V IP20 1,5 m 0,5 m 05.20.50 CE



built-up

pendant - round - with 1,5m textile cable and strain relief on lampholder's side  
 Pendelleuchte - rund - mit 1,5m Textilkabel und Zugentlastung an Fassung

Ref  
 1847.E27.450.16.TXM satin gold

**Lamp type**

1x G125 E27 max. 6W **A+** - **E** 230V  
 or 1x G95 E27 max. 10,5W **A+** - **E** 230V

**Dimensions**

Ø54xH450 - Cable 1500

**Options**

055B - ROSETTE for textile cable








**Materials**



brass 16

## INDOOR | Ceiling UP | Pendants | MERO


All M10 spotlights and pendants can be combined with bases (built-in & built-up) and Juba bases as preferred.


Alle M10 Aufbaustrahler und Pendelleuchten können mit Rosetten (In- & Aufbau) und Juba Basen nach Wahl kombiniert werden.

**1833.ES50.125/.. - MERO PENDEL BRASS - TX** ~230V  IP20    1,5 m  0,5 m  

pendant - round - with 1,5m textile cable and strain relief on lampholder's side  
 Pendelleuchte - rund - mit 1,5m Textilkabel und Zugentlastung an Fassung

**Lamp type**  
 1x QPAR 51 GU10 max. 20W A+ - E 230V








**Dimensions**  
 Ø54xH125 - Cable 1500



**Options**  
 055B - ROSETTE for textile cable

**Materials**  
 brass 16


**Ref**  
 1833.ES50.125.16.TXM satin gold


*built-up*

**1833.ES50.250/.. - MERO PENDEL BRASS - TX** ~230V  IP20    1,5 m  0,5 m  

pendant - round - with 1,5m textile cable and strain relief on lampholder's side  
 Pendelleuchte - rund - mit 1,5m Textilkabel und Zugentlastung an Fassung

**Lamp type**  
 1x QPAR 51 GU10 max. 20W A+ - E 230V









**Dimensions**  
 Ø54xH250 - Cable 1500



**Options**  
 055B - ROSETTE for textile cable

**Materials**  
 brass 16


**Ref**  
 1833.ES50.250.16.TXM satin gold


*built-up*

**1833.ES50.300/.. - MERO PENDEL BRASS - TX** ~230V  IP20    1,5 m  1,500  0,5 m  

pendant - round - with 1,5m textile cable and strain relief on lampholder's side  
 Pendelleuchte - rund - mit 1,5m Textilkabel und Zugentlastung an Fassung

**Lamp type**  
 1x QPAR 51 GU10 max. 20W A+ - E 230V









**Dimensions**  
 Ø54xH300 - Cable 1500



**Options**  
 055B - ROSETTE for textile cable

**Materials**  
 brass 16


**Ref**  
 1833.ES50.300.16.TXM satin gold


*built-up*

**1833.ES50.450/.. - MERO PENDEL BRASS - TX** ~230V  IP20    1,5 m  1,200  0,5 m  

pendant - round - with 1,5m textile cable and strain relief on lampholder's side  
 Pendelleuchte - rund - mit 1,5m Textilkabel und Zugentlastung an Fassung

**Lamp type**  
 1x QPAR 51 GU10 max. 20W A+ - E 230V

**Dimensions**  
 Ø54xH450 - Cable 1500

**Options**  
 055B - ROSETTE for textile cable








**Materials**  
 brass 16


**Ref**  
 1833.ES50.450.16.TXM satin gold

*built-up*


All M10 spotlights and pendants can be combined with bases (built-in & built-up) and Juba bases as preferred.

Alle M10 Aufbaustrahler und Pendelleuchten können mit Rosetten (In- & Aufbau) und Juba Basen nach Wahl kombiniert werden.

**1833.ES50.500/.. - MERO PENDEL BRASS - TX** ~230V  IP20   1,5 m  0,9200  0,5 m  05.20.02  CE





*built-up*



pendant - round - with 1,5m textile cable and strain relief on lampholder's side  
 Pendelleuchte - rund - mit 1,5m Textilkabel und Zugentlastung an Fassung








**Ref**  
1833.ES50.500.16.TXM satin gold


**Lamp type**  
1x QPAR 51 GU10 max. 20W  -  230V

**Dimensions**  
Ø54xH500 - Cable 1500


**Options**  
055B - ROSETTE for textile cable

**Materials**  
brass 16

**1833.ES50.675/.. - MERO PENDEL BRASS - TX** ~230V  IP20   1,5 m  0,9200  0,5 m  05.20.02  CE





*built-up*



pendant - round - with 1,5m textile cable and strain relief on lampholder's side  
 Pendelleuchte - rund - mit 1,5m Textilkabel und Zugentlastung an Fassung








**Ref**  
1833.ES50.675.16.TXM satin gold


**Lamp type**  
1x QPAR 51 GU10 max. 20W  -  230V

**Dimensions**  
Ø54xH675 - Cable 1500


**Options**  
055B - ROSETTE for textile cable

**Materials**  
brass 16

**1833.ES50.900/.. - MERO PENDEL BRASS - TX** ~230V  IP20   1,5 m  0,9200  0,5 m  05.20.02  CE





*built-up*



pendant - round - with 1,5m textile cable and strain relief on lampholder's side  
 Pendelleuchte - rund - mit 1,5m Textilkabel und Zugentlastung an Fassung

**Ref**  
1833.ES50.900.16.TXM satin gold

**Lamp type**  
1x QPAR 51 GU10 max. 20W  -  230V

**Dimensions**  
Ø54xH900 - Cable 1500

**Options**  
055B - ROSETTE for textile cable

**Materials**  
brass 16

## INDOOR | Ceiling UP | Pendants | MERO

All M10 spotlights and pendants can be combined with bases (built-in & built-up) and Juba bases as preferred.

Alle M10 Aufbaustrahler und Pendelleuchten können mit Rosetten (In- & Aufbau) und Juba Basen nach Wahl kombiniert werden.

### 1823.AC.125/.. - MERO PENDEL BRASS - TX

~230V



IP20



1,5 m



0,5 m



pendant - round - with 1,5m textile cable and strain relief on lampholder's side  
 Pendelleuchte - rund - mit 1,5m Textilkabel und Zugentlastung an Fassung

Ref

1823C.125.16.TXM

CW | NW | WW

#### Lamp type

1x LED AC 700lm CRI92 max. 9,5W **A+** 230V

#### Dimensions

Ø54xH125 / 36 - Cable 1500

#### Options

055B - ROSETTE for textile cable

built-up

### 1823.AC.250/.. - MERO PENDEL BRASS - TX

~230V



IP20



1,5 m



0,5 m



pendant - round - with 1,5m textile cable and strain relief on lampholder's side  
 Pendelleuchte - rund - mit 1,5m Textilkabel und Zugentlastung an Fassung

Ref

1823C.250.16.TXM

CW | NW | WW

#### Lamp type

1x LED AC 700lm CRI92 max. 9,5W **A+** 230V

#### Dimensions

Ø54xH250 / 36 - Cable 1500

#### Options

055B - ROSETTE for textile cable

built-up

### 1823.AC.300/.. - MERO PENDEL BRASS - TX

~230V



IP20



1,5 m



0,5 m



pendant - round - with 1,5m textile cable and strain relief on lampholder's side  
 Pendelleuchte - rund - mit 1,5m Textilkabel und Zugentlastung an Fassung

Ref

1823C.300.16.TXM

CW | NW | WW

#### Lamp type

1x LED AC 700lm CRI92 max. 9,5W **A+** 230V

#### Dimensions

Ø54xH300 / 36 - Cable 1500

#### Options

055B - ROSETTE for textile cable

built-up

### 1823.AC.450/.. - MERO PENDEL BRASS - TX

~230V



IP20



1,5 m



1,3000



0,5 m



pendant - round - with 1,5m textile cable and strain relief on lampholder's side  
 Pendelleuchte - rund - mit 1,5m Textilkabel und Zugentlastung an Fassung

Ref

1823C.450.16.TXM

CW | NW | WW

#### Lamp type

1x LED AC 700lm CRI92 max. 9,5W **A+** 230V

#### Dimensions

Ø54xH450 / 36 - Cable 1500

#### Options

055B - ROSETTE for textile cable

built-up

All M10 spotlights and pendants can be combined with bases (built-in & built-up) and Juba bases as preferred.

Alle M10 Aufbaustrahler und Pendelleuchten können mit Rosetten (In- & Aufbau) und Juba Basen nach Wahl kombiniert werden.

**1823.AC.500/.. - MERO PENDEL BRASS - TX**

~230V  IP20  1,5 m  05.20.50 



pendant - round - with 1,5m textile cable and strain relief on lampholder's side  
 Pendelleuchte - rund - mit 1,5m Textilkabel und Zugentlastung an Fassung

**Ref**  
 1823C.500.16.TXM CW | NW | WW

**Lamp type**  
 1x LED AC 700lm CRI92 max. 9,5W  230V


**Dimensions**  
 Ø54xH500  36 - Cable 1500

**Options**  
 055B - ROSETTE for textile cable

built-up



**1823.AC.675/.. - MERO PENDEL BRASS - TX**



~230V  IP20  1,5 m  05.20.50 



pendant - round - with 1,5m textile cable and strain relief on lampholder's side  
 Pendelleuchte - rund - mit 1,5m Textilkabel und Zugentlastung an Fassung

**Ref**  
 1823C.675.16.TXM CW | NW | WW

**Lamp type**  
 1x LED AC 700lm CRI92 max. 9,5W  230V

**Dimensions**  
 Ø54xH675  36 - Cable 1500

**Options**  
 055B - ROSETTE for textile cable

built-up

**1823.AC.900/.. - MERO PENDEL BRASS - TX**



~230V  IP20  1,5 m  05.20.50 



pendant - round - with 1,5m textile cable and strain relief on lampholder's side  
 Pendelleuchte - rund - mit 1,5m Textilkabel und Zugentlastung an Fassung

**Ref**  
 1823C.900.16.TXM CW | NW | WW

**Lamp type**  
 1x LED AC 700lm CRI92 max. 9,5W  230V

**Dimensions**  
 Ø54xH900  36 - Cable 1500

**Options**  
 055B - ROSETTE for textile cable

built-up

## INDOOR | Ceiling UP | Pendants | JACOB

All M10 spotlights and pendants can be combined with bases (built-in & built-up) and Juba bases as preferred.

Alle M10 Aufbaustrahler und Pendelleuchten können mit Rosetten (In- & Aufbau) und Juba Basen nach Wahl kombiniert werden.

### 3987.M.B3/.. - JACOB M - B3

=350mA



pendant with swivel - without LED driver  
Pendelleuchte mit Kugelgelenk - ohne Driver LED

#### Lamp type

1x led 467lm CRI80 max. 3,8W A - A+ 350mA

#### Dimensions

Ø40xH85 48° reflector - Bar 800

#### Options

020.B3.D8,3 - ROSETTE

#### Ref

3987.M.B3.1M	NW   WW
3987.M.B3.2M	NW   WW
3987.M.B3.14	NW   WW

built-up

### 3987.M.TX/.. - JACOB M - TX

=350mA



pendant - with 2m textile cable and strain relief on  
lampholder's side - without LED driver  
Pendelleuchte - ohne Driver LED

#### Lamp type

1x led 467lm CRI80 max. 3,8W A - A+ 350mA

#### Dimensions

Ø40xH85 48° reflector - Cable 2000


#### Options

055B - ROSETTE for textile cable

#### Ref

3987.M.TX.1M.TX1	NW   WW
3987.M.TX.2M.TX2	NW   WW
3987.M.TX.14.TX11	NW   WW

built-up



All M10 spotlights and pendants can be combined with bases (built-in & built-up) and Juba bases as preferred.

Alle M10 Aufbaustrahler und Pendelleuchten können mit Rosetten (In- & Aufbau) und Juba Basen nach Wahl kombiniert werden.

**3988.300/.. - JACOB PENDEL - TX**

=350mA IP20 1,5 m 0,7500 0,5 m 05.20.50 CE



pendant - round - with 1,5m textile cable and strain relief on lampholder's side - without LED driver  
 Pendelleuchte - rund - mit 1,5m Textilkabel und Zugentlastung an Fassung - ohne Driver LED

**Lamp type**  
 1x led 467lm CRI80 max. 3,8W 350mA

**Dimensions**  
 Ø40xH300 48° reflector - Cable 1500

Ref	
3988.300.1M.TX1	NW   WW
3988.300.2M.TX2	NW   WW
3988.300.29.TX2	NW   WW
3988.300.49.TX1	NW   WW

built-up

**3988.400/.. - JACOB PENDEL - TX**

=350mA IP20 1,5 m 0,8500 0,5 m 05.20.50 CE



pendant - round - with 1,5m textile cable and strain relief on lampholder's side - without LED driver  
 Pendelleuchte - rund - mit 1,5m Textilkabel und Zugentlastung an Fassung - ohne Driver LED

**Lamp type**  
 1x led 467lm CRI80 max. 3,8W 350mA

**Dimensions**  
 Ø40xH400 48° reflector - Cable 1500

Ref	
3988.400.1M.TX1	NW   WW
3988.400.2M.TX2	NW   WW
3988.400.29.TX2	NW   WW
3988.400.49.TX1	NW   WW

built-up

**3988.500/.. - JACOB PENDEL - TX**

=350mA IP20 1,5 m 1,6000 0,5 m 05.20.50 CE



pendant - round - with 1,5m textile cable and strain relief on lampholder's side - without LED driver  
 Pendelleuchte - rund - mit 1,5m Textilkabel und Zugentlastung an Fassung - ohne Driver LED

**Lamp type**  
 1x led 467lm CRI80 max. 3,8W 350mA

**Dimensions**  
 Ø40xH500 48° reflector - Cable 1500

Ref	
3988.500.1M.TX1	NW   WW
3988.500.2M.TX2	NW   WW
3988.500.29.TX2	NW   WW
3988.500.49.TX1	NW   WW

built-up

## INDOOR | Ceiling UP | Pendants | JACOB

All M10 spotlights and pendants can be combined with bases (built-in & built-up) and Juba bases as preferred.

Alle M10 Aufbaustrahler und Pendelleuchten können mit Rosetten (In- & Aufbau) und Juba Basen nach Wahl kombiniert werden.

### 3980.300/.. - JACOB BRASS - TX

=350mA



IP20



1,5 m



0,9700



0,5 m



05.20.50



pendant - round - with 1,5m textile cable and strain relief on lampholder's side - without LED driver  
 Pendelleuchte - rund - mit 1,5m Textilkabel und Zugentlastung an Fassung - ohne Driver LED

#### Ref

3980.300.16.TXM

NW | WW

#### Lamp type

1x led 467lm CRI80 max. 3,8W A - A+ 350mA

#### Dimensions

Ø40xH300  $\wedge$  48° reflector - Cable 1500

built-up

### 3980.400/.. - JACOB BRASS - TX

=350mA



IP20



1,5 m



0,9700



0,5 m



05.20.50



pendant - round - with 1,5m textile cable and strain relief on lampholder's side - without LED driver  
 Pendelleuchte - rund - mit 1,5m Textilkabel und Zugentlastung an Fassung - ohne Driver LED

#### Ref

3980.400.16.TXM

NW | WW

#### Lamp type

1x led 467lm CRI80 max. 3,8W A - A+ 350mA

#### Dimensions

Ø40xH400  $\wedge$  48° reflector - Cable 1500

built-up

### 3980.500/.. - JACOB BRASS - TX

=350mA



IP20



1,5 m



1,5000



0,5 m



05.20.50



pendant - round - with 1,5m textile cable and strain relief on lampholder's side - without LED driver  
 Pendelleuchte - rund - mit 1,5m Textilkabel und Zugentlastung an Fassung - ohne Driver LED

#### Ref

3980.500.16.TXM

NW | WW

#### Lamp type

1x led 467lm CRI80 max. 3,8W A - A+ 350mA

#### Dimensions

Ø40xH500  $\wedge$  48° reflector - Cable 1500

built-up



4977.7.LED/.. - BACH


~230V  IP20  1,5 m  05.20.50 





built-up

pendant - oval base with 7 pendants - with LED driver  
 Pendelleuchte - ovale Basis mit 7 Hängelampen - mit Driver LED

**Lamp type**

4x LED AC 700lm CRI92 max. 9,5W  230V

3x led 1055lm CRI90 max. 13W  -  1050mA

**Dimensions**

g 38° reflector L800xB270xH30

^ 38° reflector L800xB270xH30

Base - L800xB270xH30

Cable - L1500

**Materials**  
 aluminium 1M | 2M

**Ref**

- 4977.7.LED.1M.1M.NW white tex
- 4977.7.LED.1M.1M.WW white tex
- 4977.7.LED.1M.16.NW white tex
- 4977.7.LED.1M.16.WW white tex
- 4977.7.LED.2M.2M.NW black tex
- 4977.7.LED.2M.2M.WW black tex
- 4977.7.LED.2M.16.NW black tex
- 4977.7.LED.2M.16.WW black tex

4977.13.LED/.. - BACH


~230V  IP20  1,5 m  05.20.50 





built-up

pendant - oval base with 13 pendants - with LED driver  
 Pendelleuchte - ovale Basis mit 13 Hängelampen - mit Driver LED

**Lamp type**

7x LED AC 700lm CRI92 max. 9,5W  230V

6x led 1055lm CRI90 max. 13W  -  1050mA

**Dimensions**

g 38° reflector L800xB270xH30

^ 38° reflector L800xB270xH30

Base - L800xB270xH30

Cable - L1500

**Materials**  
 aluminium 1M | 2M

**Ref**

- 4977.13.LED.1M.NW white tex
- 4977.13.LED.1M.WW white tex
- 4977.13.LED.1M.16.NW white tex
- 4977.13.LED.1M.16.WW white tex
- 4977.13.LED.2M.NW black tex
- 4977.13.LED.2M.WW black tex
- 4977.13.LED.2M.16.NW black tex
- 4977.13.LED.2M.16.WW black tex

5227.200/.. - FLOU - TX

~230V  IP20    1,5 m  0,9600  0,5 m  05.20.50 



pendant - round - down - with 1,5m textile cable and strain relief on lampholder's side  
 Pendelleuchte - rund - down - mit 1,5m Textilkabel und Zugentlastung an Fassung

**Lamptype**  
 1x LED 850lm CRI90 max. 10W 230V

**Dimensions**  
 Ø90xH200  $\wedge$  30° reflector - Cable 1500

**Options**  
 054B - ROSETTE for textile cable  
 055B - ROSETTE for textile cable

Ref	Price €
5227.200.1M.TX1	NW   WW
5227.200.2M.1M.TX2	NW   WW
5227.200.2M.TX2	NW   WW
5227.200.2M.45.TX2	NW   WW
5227.200.45.45.TX4	NW   WW

built-up

5227.300/.. - FLOU - TX

~230V  IP20    1,5 m  1,1000  0,5 m  05.20.50 



pendant - round - down - with 1,5m textile cable and strain relief on lampholder's side  
 Pendelleuchte - rund - down - mit 1,5m Textilkabel und Zugentlastung an Fassung

**Lamptype**  
 1x LED 850lm CRI90 max. 10W 230V

**Dimensions**  
 Ø90xH300  $\wedge$  30° reflector - Cable 1500

**Options**  
 054B - ROSETTE for textile cable  
 055B - ROSETTE for textile cable

Ref	Price €
5227.300.1M.TX1	NW   WW
5227.300.2M.1M.TX2	NW   WW
5227.300.2M.TX2	NW   WW
5227.300.2M.45.TX2	NW   WW
5227.300.45.45.TX4	NW   WW

built-up

5227.400/.. - FLOU - TX

~230V  IP20    1,5 m  1,2000  0,5 m  05.20.50 



pendant - round - down - with 1,5m textile cable and strain relief on lampholder's side  
 Pendelleuchte - rund - down - mit 1,5m Textilkabel und Zugentlastung an Fassung

**Lamptype**  
 1x LED 850lm CRI90 max. 10W 230V

**Dimensions**  
 Ø90xH400  $\wedge$  30° reflector - Cable 1500

**Options**  
 054B - ROSETTE for textile cable  
 055B - ROSETTE for textile cable

Ref	Price €
5227.400.1M.TX1	NW   WW
5227.400.2M.1M.TX2	NW   WW
5227.400.2M.TX2	NW   WW
5227.400.2M.45.TX2	NW   WW
5227.400.45.45.TX4	NW   WW

built-up

1836.300.ES50/.. - BACCHUS - TX

~230V IP20 1,5 m 0,8450 0,5 m 05.20.02 CE



pendant - with 1,5m textile cable and strain relief on lampholder's side  
 Pendelleuchte - mit 1,5m Textilkabel und Zugentlastung an Fassung

**Ref**  
 1836.300.ES50.1M.TX1 white tex  
 1836.300.ES50.2M.TX2 black tex  
 1836.300.ES50.2M.TX3 black tex

**Lamp type**  
 1x QPAR 51 GU10 max. 20W A+ - E 230V

**Dimensions**  
 Ø80xH300 40° reflector - Cable 1500

**Options**  
 054B - ROSETTE for textile cable  
 055B - ROSETTE for textile cable

**Materials**  
 aluminium 1M | 2M

built-up

1836.450.ES50/.. - BACCHUS - TX

~230V IP20 1,5 m 1,1200 0,5 m 05.20.02 CE



pendant - with 1,5m textile cable and strain relief on lampholder's side  
 Pendelleuchte - mit 1,5m Textilkabel und Zugentlastung an Fassung

**Ref**  
 1836.450.ES50.1M.TX1 white tex  
 1836.450.ES50.2M.TX2 black tex  
 1836.450.ES50.2M.TX3 black tex

**Lamp type**  
 1x QPAR 51 GU10 max. 20W A+ - E 230V

**Dimensions**  
 Ø80xH450 40° reflector - Cable 1500

**Options**  
 054B - ROSETTE for textile cable  
 055B - ROSETTE for textile cable

**Materials**  
 aluminium 1M | 2M

built-up

1836.675.ES50/.. - BACCHUS - TX

~230V IP20 1,5 m 1,8100 0,5 m 05.20.02 CE



pendant - with 1,5m textile cable and strain relief on lampholder's side  
 Pendelleuchte - mit 1,5m Textilkabel und Zugentlastung an Fassung

**Ref**  
 1836.675.ES50.1M.TX1 white tex  
 1836.675.ES50.2M.TX2 black tex  
 1836.675.ES50.2M.TX3 black tex

**Lamp type**  
 1x QPAR 51 GU10 max. 20W A+ - E 230V

**Dimensions**  
 Ø80xH675 40° reflector - Cable 1500

**Options**  
 054B - ROSETTE for textile cable  
 055B - ROSETTE for textile cable

**Materials**  
 aluminium 1M | 2M

built-up

1836.450/.. - BACCHUS - TX

=500mA IP20 1,5 m



built-up

pendant - with 1,5m textile cable and strain relief on lampholder's side - without LED driver  
 Pendelleuchte - mit 1,5m Textilkabel und Zugentlastung an Fassung - ohne Driver LED

Ref	
1836.450.1M.TX1	NW
1836.450.2M.TX2	NW
1836.450.2M.TX3	NW

**Lamp type**  
 1x Led 965lm CRI80 max. 6,6W - 500mA

**Dimensions**  
 Ø80xH450 40° reflector - Cable 1500  
 Reflector - Ø70

**Options**  
 054B - ROSETTE for textile cable  
 055B - ROSETTE for textile cable

1836.675/.. - BACCHUS - TX

=500mA IP20 1,5 m



built-up

pendant - with 1,5m textile cable and strain relief on lampholder's side - without LED driver  
 Pendelleuchte - mit 1,5m Textilkabel und Zugentlastung an Fassung - ohne Driver LED

Ref	
1836.675.1M.TX1	NW
1836.675.2M.TX2	NW
1836.675.2M.TX3	NW

**Lamp type**  
 1x Led 965lm CRI80 max. 6,6W - 500mA

**Dimensions**  
 Ø80xH675 40° reflector - Cable 1500  
 Reflector - Ø70

**Options**  
 054B - ROSETTE for textile cable  
 055B - ROSETTE for textile cable

1836.900/.. - BACCHUS - TX

=500mA IP20 1,5 m



built-up

pendant - with 1,5m textile cable and strain relief on lampholder's side - without LED driver  
 Pendelleuchte - mit 1,5m Textilkabel und Zugentlastung an Fassung - ohne Driver LED

Ref	
1836.900.1M.TX1	NW
1836.900.2M.TX2	NW
1836.900.2M.TX3	NW

**Lamp type**  
 1x Led 965lm CRI80 max. 6,6W - 500mA

**Dimensions**  
 Ø80xH900 40° reflector - Cable 1500  
 Reflector - Ø70

**Options**  
 054B - ROSETTE for textile cable  
 055B - ROSETTE for textile cable

1835.450/.. - BACCHUS - TX




=500mA  IP20   1,5 m  0,5 m  





*built-up  
on request red inside*

pendant - with 1,5m textile cable and strain relief on lampholder's side - without LED driver  
Pendelleuchte - mit 1,5m Textilkabel und Zugentlastung an Fassung - ohne Driver LED

Ref	
1835.450.1M.TX1	NW
1835.450.2M.TX2	NW
1835.450.2M.TX3	NW

**Lamp type**  
 1x Led 965lm CRI80 max. 6,6W  -  500mA

**Dimensions**  
 Ø80xH450  40° reflector - Cable 1500  
Reflector - Ø70

**Options**  
054B - ROSETTE for textile cable  
055B - ROSETTE for textile cable

1835.450.ES50/.. - BACCHUS - TX

~230V  IP20   1,5 m  0,5 m  





*built-up  
on request red inside*

pendant - with 1,5m textile cable and strain relief on lampholder's side  
Pendelleuchte - mit 1,5m Textilkabel und Zugentlastung an Fassung

Ref	
1835.450.ES50.1M.TX1	white tex
1835.450.ES50.2M.TX2	black tex
1835.450.ES50.2M.TX3	black tex

**Lamp type**  
 1x QPAR 51 GU10 max. 20W  -  230V

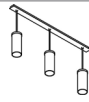
**Dimensions**  
 Ø80xH450  40° reflector - Cable 1500  
Reflector - Ø70

**Options**  
054B - ROSETTE for textile cable  
055B - ROSETTE for textile cable





**Materials**  
aluminium 1M | 2M

5070/.. - POLINA PENDEL 3 - B3

~230V  IP20      0,6 m  10,4000  0,5 m  05.20.02 



pendant with swivel - rod can be shortened - glass H320  
 Pendelleuchte mit Kugelgelenk - kürzbare Stange - Glas H320

**Lamp type**  
 3x A60 E27 max. 60W  **230V**  
 or  3x ST64 E27 max. 60W  **230V**

**Dimensions**  
 Ø132xH320 - Bar 600  
 Base - L1400xB70xH40

**Materials**  
 brass 16  
 INOX 32X | 63X | 64X | 31MX | 33MX  
 red copper 56

**Ref**  
 5070.16 satin gold  
 5070.56 red copper shiny  
 5070.31MX white texture  
 5070.32X black texture  
 5070.33MX brown texture  
 5070.63X umbra grey  
 5070.64X black grey

built-up



5071.B4/.. - POLINA - B3

~230V  IP20      0,6 m  2,0200  0,5 m  05.20.02 



pendant with swivel and built-up base - glass H320  
 Pendelleuchte mit Kugelgelenk und Aufbaurosette - Glas H320

**Lamp type**  
 1x ST64 E27 max. 40W  **230V**

**Dimensions**  
 Ø132xH320 - Bar 600  
 Ø70xH38

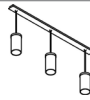
**Materials**  
 brass 16  
 INOX 32X | 63X | 64X | 31MX | 33MX  
 red copper 56

**Ref**  
 5071.B4.16 satin gold  
 5071.B4.56 red copper shiny  
 5071.B4.31MX white texture  
 5071.B4.32X black texture  
 5071.B4.33MX brown texture  
 5071.B4.63X umbra grey  
 5071.B4.64X black grey





built-up


5072/.. - POLINA PENDEL 3 - B3

~230V  IP20      0,6 m  8,3000  0,5 m  05.20.02 



pendant with swivel - rod can be shortened - glass H250  
 Pendelleuchte mit Kugelgelenk - kürzbare Stange - Glas H250

**Lamp type**  
 3x A60 E27 max. 60W  **230V**  
 or  3x ST64 E27 max. 60W  **230V**

**Dimensions**  
 Ø132xH250 - Bar 600  
 Base - L1400xB70xH40

**Materials**  
 brass 16  
 INOX 32X | 63X | 64X | 31MX | 33MX  
 red copper 56

**Ref**  
 5072.16 satin gold  
 5072.56 red copper shiny  
 5072.31MX white texture  
 5072.32X black texture  
 5072.33MX brown texture  
 5072.63X umbra grey  
 5072.64X black grey

built-up



5073.B4/.. - POLINA - B3

~230V  IP20      0,6 m  2,0900  0,5 m  05.20.02 



pendant with swivel and built-up base - glass H250  
 Pendelleuchte mit Kugelgelenk und Aufbaurosette - Glas H250

**Lamp type**  
 1x ST64 E27 max. 40W  **230V**

**Dimensions**  
 Ø132xH250 - Bar 600  
 Ø70xH38

**Materials**  
 brass 16  
 INOX 32X | 63X | 64X | 31MX | 33MX  
 red copper 56

**Ref**  
 5073.B4.16 satin gold  
 5073.B4.56 red copper shiny  
 5073.B4.31MX white texture  
 5073.B4.32X black texture  
 5073.B4.33MX brown texture  
 5073.B4.63X umbra grey  
 5073.B4.64X black grey

built-up



3071.ZXO.B3/.. - SPAZIO LED - B3

~230V



IP20



0,8 m



0,5 m



pendant with swivel - rod can be shortened  
Pendelleuchte mit Kugelgelenk - kürzbare Stange

Lamp type

1x LED 850lm CRI90 max. 10W 230V

Dimensions

Ø200xH100 - 800

Ø54xH60

Ref

3071.ZXO.B3.1M	NW   WW
3071.ZXO.B3.2M	NW   WW
3071.ZXO.B3.14	NW   WW
3071.ZXO.B3.29	NW   WW

built-up

3071.XTM.B3/.. - SPAZIO LED - B3

=500mA



IP20



0,8 m



1,200



0,5 m



pendant with swivel - rod can be shortened - without LED driver  
Pendelleuchte mit Kugelgelenk - kürzbare Stange - ohne Driver LED

Lamp type

1x Led 965lm CRI80 max. 6,6W 500mA

Dimensions


Ø200xH100 - Bar 800

Ø54xH60

Ref

3071.XTM.B3.1M	NW   WW
3071.XTM.B3.2M	NW   WW
3071.XTM.B3.14	NW   WW
3071.XTM.B3.29	NW   WW

built-up







5114.N/.. - MANON N TRANSPARANT

~230V IP20 2 m 0,5 m 05.20.02 CE



pendant - round - with 2m textile cable and strain relief on lampholder's side  
 Pendelleuchte - rund - mit 2m Textilkabel und Zugentlastung an Fassung

**Lamp type**  
 1x G80 E27 max. 40W **A** - **E** **230V**

**Dimensions**  
 Ø180xH180 - Cable 2000

**Materials**  
 glass **TR**

Ref	
5114.N.TR.TX1.1M	transparent
5114.N.TR.TX2.2M	transparent
5114.N.TR.TX3.2M	transparent
5114.N.TR.TX4.4	transparent
5114.N.TR.TX4.16	transparent
5114.N.TR.TX8.13	transparent
5114.N.TR.TX8.28	transparent
5114.N.TR.TX11.14	transparent
5114.N.TR.TX23.23	transparent
5114.N.TR.TXM.16	transparent
5114.N.TR.TXRK.28	transparent

built-up

5115.Q/.. - MANON Q TRANSPARANT

~230V IP20 2 m 0,5 m 05.20.02 CE



pendant - round - with 2m textile cable and strain relief on lampholder's side  
 Pendelleuchte - rund - mit 2m Textilkabel und Zugentlastung an Fassung

**Lamp type**  
 1x G80 E27 max. 40W **A** - **E** **230V**

**Dimensions**  
 Ø320xH130 - Cable 2000

**Materials**  
 glass **TR**

Ref	
5115.Q.TR.TX1.1M	transparent
5115.Q.TR.TX2.2M	transparent
5115.Q.TR.TX3.2M	transparent
5115.Q.TR.TX4.4	transparent
5115.Q.TR.TX4.16	transparent
5115.Q.TR.TX8.13	transparent
5115.Q.TR.TX8.28	transparent
5115.Q.TR.TX11.14	transparent
5115.Q.TR.TX23.23	transparent
5115.Q.TR.TXM.16	transparent
5115.Q.TR.TXRK.28	transparent

built-up

5116.P/.. - MANON P TRANSPARANT

~230V IP20 2 m 0,5 m 05.20.02 CE



pendant - round - with 2m textile cable and strain relief on lampholder's side  
 Pendelleuchte - rund - mit 2m Textilkabel und Zugentlastung an Fassung

**Lamp type**  
 1x IT-32 E27 max. 8W **A** **230V**

**Dimensions**  
 Ø130xH320 - Cable 2000

**Materials**  
 glass **TR**

Ref	
5116.P.TR.TX1.1M	transparent
5116.P.TR.TX2.2M	transparent
5116.P.TR.TX3.2M	transparent
5116.P.TR.TX4.4	transparent
5116.P.TR.TX4.16	transparent
5116.P.TR.TX8.13	transparent
5116.P.TR.TX8.28	transparent
5116.P.TR.TX11.14	transparent
5116.P.TR.TX23.23	transparent
5116.P.TR.TXM.16	transparent
5116.P.TR.TXRK.28	transparent

built-up

5120.N/.. - MANON N BRONZ

~230V IP20 2 m 1,7800 0,5 m 05.20.02 CE



pendant - round - with 2m textile cable and strain relief on lampholder's side  
 Pendelleuchte - rund - mit 2m Textilkabel und Zugentlastung an Fassung

**Lamptype**  
 1x G80 E27 max. 40W **A** - **E** 230V

**Dimensions**  
 Ø180xH180 - Cable 2000

**Materials**  
 glass BZ

Ref	
5120.N.BZ.TX1.1M	bronze
5120.N.BZ.TX2.2M	bronze
5120.N.BZ.TX3.2M	bronze
5120.N.BZ.TX4.4	bronze
5120.N.BZ.TX4.16	bronze
5120.N.BZ.TX8.13	bronze
5120.N.BZ.TX8.28	bronze
5120.N.BZ.TX11.14	bronze
5120.N.BZ.TX23.23	bronze
5120.N.BZ.TXM.16	bronze
5120.N.BZ.TXRK.28	bronze

built-up

5121.Q/.. - MANON Q BRONZ

~230V IP20 2 m 1,7800 0,5 m 05.20.02 CE



pendant - round - with 2m textile cable and strain relief on lampholder's side  
 Pendelleuchte - rund - mit 2m Textilkabel und Zugentlastung an Fassung

**Lamptype**  
 1x G80 E27 max. 40W **A** - **E** 230V

**Dimensions**  
 Ø320xH130 - Cable 2000

**Materials**  
 glass BZ

Ref	
5121.Q.BZ.TX1.1M	bronze
5121.Q.BZ.TX2.2M	bronze
5121.Q.BZ.TX3.2M	bronze
5121.Q.BZ.TX4.4	bronze
5121.Q.BZ.TX4.16	bronze
5121.Q.BZ.TX8.13	bronze
5121.Q.BZ.TX8.28	bronze
5121.Q.BZ.TX11.14	bronze
5121.Q.BZ.TX23.23	bronze
5121.Q.BZ.TXM.16	bronze
5121.Q.BZ.TXRK.28	bronze

built-up

5122.P/.. - MANON P BRONZ

~230V IP20 2 m 2,2000 0,5 m 05.20.02 CE



pendant - round - with 2m textile cable and strain relief on lampholder's side  
 Pendelleuchte - rund - mit 2m Textilkabel und Zugentlastung an Fassung

**Lamptype**  
 1x IT-32 E27 max. 8W **A** 230V++

**Dimensions**  
 Ø130xH320 - Cable 2000

**Materials**  
 glass BZ

Ref	
5122.PBZ.TX1.1M	bronze
5122.PBZ.TX2.2M	bronze
5122.PBZ.TX3.2M	bronze
5122.PBZ.TX4.4	bronze
5122.PBZ.TX4.16	bronze
5122.PBZ.TX8.13	bronze
5122.PBZ.TX8.28	bronze
5122.PBZ.TX11.14	bronze
5122.PBZ.TX23.23	bronze
5122.PBZ.TXM.16	bronze
5122.PBZ.TXRK.28	bronze

built-up

5123.N/.. - MANON N STEEL

~230V IP20 2 m 0,5 m 05.20.02 CE



pendant - round - with 2m textile cable and strain relief on lampholder's side  
 Pendelleuchte - rund - mit 2m Textilkabel und Zugentlastung an Fassung

Lamp type

1x G80 E27 max. 40W A - E 230V

Dimensions

Ø180xH180 - Cable 2000

Materials

glass ST

Ref

5123.N.ST.TX1.1M	steel
5123.N.ST.TX2.2M	steel
5123.N.ST.TX3.2M	steel
5123.N.ST.TX4.4	steel
5123.N.ST.TX4.16	steel
5123.N.ST.TX8.13	steel
5123.N.ST.TX8.28	steel
5123.N.ST.TX11.14	steel
5123.N.ST.TX23.23	steel
5123.N.ST.TXM.16	steel
5123.N.ST.TXRK.28	steel

built-up

5124.Q/.. - MANON Q STEEL

~230V IP20 2 m 0,5 m 05.20.02 CE



pendant - round - with 2m textile cable and strain relief on lampholder's side  
 Pendelleuchte - rund - mit 2m Textilkabel und Zugentlastung an Fassung

Lamp type

1x G80 E27 max. 40W A - E 230V

Dimensions

Ø320xH130 - Cable 2000

Materials

glass ST

Ref

5124.Q.ST.TX1.1M	steel
5124.Q.ST.TX2.2M	steel
5124.Q.ST.TX3.2M	steel
5124.Q.ST.TX4.4	steel
5124.Q.ST.TX4.16	steel
5124.Q.ST.TX8.13	steel
5124.Q.ST.TX8.28	steel
5124.Q.ST.TX11.14	steel
5124.Q.ST.TX23.23	steel
5124.Q.ST.TXM.16	steel
5124.Q.ST.TXRK.28	steel

built-up

5125.P/.. - MANON P STEEL

~230V IP20 2 m 0,5 m 05.20.02 CE



pendant - round - with 2m textile cable and strain relief on lampholder's side  
 Pendelleuchte - rund - mit 2m Textilkabel und Zugentlastung an Fassung

Lamp type

1x IT-32 E27 max. 8W A 230V

Dimensions

Ø130xH320 - Cable 2000

Materials

glass ST

Ref

5125.P.ST.TX1.1M	steel
5125.P.ST.TX2.2M	steel
5125.P.ST.TX3.2M	steel
5125.P.ST.TX4.4	steel
5125.P.ST.TX4.16	steel
5125.P.ST.TX8.13	steel
5125.P.ST.TX8.28	steel
5125.P.ST.TX11.14	steel
5125.P.ST.TX23.23	steel
5125.P.ST.TXM.16	steel
5125.P.ST.TXRK.28	steel

built-up

5130.3N/.. - MANON N COMBI

~230V IP20 1,5 m 0,5 m 05.20.02 CE



pendant - with 3x 1,5m textile cable on Juba base  
 Pendelleuchte - mit 3x 1,5m Textilkabel auf Basis Juba

Lamp type

3x G80 E27 max. 40W **A** - **E** 230V  
 or 3x A60 E27 max. 10,5W **A** - **E** 230V

Dimensions

L900xB180xH1756,5 - Cable 1500  
 Base - L900xB50xH40  
 Glass - Ø180xH180

Materials

aluminium 1M | 2M

Ref

5130.3N.1M.BZ.TX1 white tex  
 5130.3N.1M.TR.TX1 white tex  
 5130.3N.1M.ST.TX1 white tex  
 5130.3N.2M.BZ.TX2 black tex  
 5130.3N.2M.TR.TX2 black tex  
 5130.3N.2M.ST.TX2 black tex  
 5130.3N.216.TR.TX2 black - gold  
 5130.3N.216.ST.TX2 black - gold  
 5130.3N.216.BR.TX2 black - gold

built-up

5131.3Q/.. - MANON Q COMBI

~230V IP20 1,5 m 0,5 m 05.20.02 CE



pendant - with 3x 1,5m textile cable on Juba base  
 Pendelleuchte - mit 3x 1,5m Textilkabel auf Basis Juba

Lamp type

3x G80 E27 max. 40W **A** - **E** 230V  
 or 3x A60 E27 max. 10,5W **A** - **E** 230V

Dimensions

L1200xB320xH1706,5 - Cable 1500  
 Base - L1200xB50xH40  
 Glass - Ø320xH130

Materials

aluminium 1M | 2M

Ref

5131.3Q.1M.BZ.TX1 white tex  
 5131.3Q.1M.TR.TX1 white tex  
 5131.3Q.1M.ST.TX1 white tex  
 5131.3Q.2M.BZ.TX2 black tex  
 5131.3Q.2M.TR.TX2 black tex  
 5131.3Q.2M.ST.TX2 black tex  
 5131.3Q.216.BZ.TX2 black - gold  
 5131.3Q.216.TR.TX2 black - gold  
 5131.3Q.216.ST.TX2 black - gold

built-up

5132.3P/.. - MANON P COMBI

~230V IP20 1,5 m 0,5 m 05.20.02 CE



pendant - with 3x 1,5m textile cable on Juba base  
 Pendelleuchte - mit 3x 1,5m Textilkabel auf Basis Juba

Lamp type

3x IT-32 E27 max. 8W **A** 230V

Dimensions

L900xB130xH1896,5 - Cable 1500  
 Base - L900xB50xH40  
 Glass - Ø130xH320

Materials

aluminium 1M | 2M

Ref

5132.3P.1M.BZ.TX1 white tex  
 5132.3P.1M.TR.TX1 white tex  
 5132.3P.1M.ST.TX1 white tex  
 5132.3P.2M.BZ.TX2 black tex  
 5132.3P.2M.TR.TX2 black tex  
 5132.3P.2M.ST.TX2 black tex  
 5132.3P.216.BZ.TX2 black - gold  
 5132.3P.216.TR.TX2 black - gold  
 5132.3P.216.ST.TX2 black - gold

built-up

5130.5N/.. - MANON N COMBI

~230V IP20 1,5 m 0,5 m 05.20.02 CE



pendant - with 5x 1,5m textile cable on base Juba  
Pendelleuchte - mit 5x 1,5m Textilkabel auf Basis Juba

Lamp type

5x G80 E27 max. 40W **A** - **E** 230V  
or 5x A60 E27 max. 10,5W **A** - **E** 230V

Dimensions

L1400xB180xH1756,5 - Cable 1500  
Base - L1400xB50xH40  
Glass - Ø180xH180

Materials

aluminium 1M | 2M

Ref

5130.5N.1M.BZ.TX1	white tex
5130.5N.1M.TR.TX1	white tex
5130.5N.1M.ST.TX1	white tex
5130.5N.2M.BZ.TX2	black tex
5130.5N.2M.TR.TX2	black tex
5130.5N.2M.ST.TX2	black tex
5130.5N.216.BZ.TX2	black - gold
5130.5N.216.TR.TX2	black - gold
5130.5N.216.ST.TX2	black - gold

built-up

5132.5P/.. - MANON P COMBI

~230V IP20 1,5 m 0,5 m 05.20.02 CE



pendant - with 5x 1,5m textile cable on base Juba  
Pendelleuchte - mit 5x 1,5m Textilkabel auf Basis Juba

Lamp type

5x IT-32 E27 max. 8W **A** 230V

Dimensions

L1400xB130xH1896,5 - Cable 1500  
Base - L1400xB50xH40  
Glass - Ø130xH320

Materials

aluminium 1M | 2M

Ref cat (LONG)

5132.5P.1M.BZ.TX1	white tex
5132.5P.1M.TR.TX1	white tex
5132.5P.1M.ST.TX1	white tex
5132.5P.2M.BZ.TX2	black tex
5132.5P.2M.TR.TX2	black tex
5132.5P.2M.ST.TX2	black tex
5132.5P.216.BZ.TX2	black - gold
5132.5P.216.TR.TX2	black - gold
5132.5P.216.ST.TX2	black - gold

built-up

5133.3N2P/.. - MANON NP COMBI

~230V IP20 1,5 m 0,5 m 05.20.02 CE



pendant - with 5x 1,5m textile cable on base Juba  
Pendelleuchte - mit 5x 1,5m Textilkabel auf Basis Juba

Lamp type

3x G80 E27 max. 40W **A** - **E** 230V  
2x IT-32 E27 max. 8W **A** 230V

Dimensions

L1400xB180xH1896,5 - Cable 1500  
Base - L1400xB50xH40  
Glass - Ø180xH180  
Glass - Ø130xH320


Materials

aluminium 1M | 2M

Ref

5133.3N2P.1M.BZ.TX1	white tex
5133.3N2P.1M.TR.TX1	white tex
5133.3N2P.1M.ST.TX1	white tex
5133.3N2P.2M.BZ.TX2	black tex
5133.3N2P.2M.TR.TX2	black tex
5133.3N2P.2M.ST.TX2	black tex
5133.3N2P.216.BZ.TX2	black - gold
5133.3N2P.216.TR.TX2	black - gold
5133.3N2P.216.ST.TX2	black - gold

built-up



5134.2N3Q/.. - MANON NQ COMBI

~230V IP20 1,5 m 0,5 m 05.20.02 CE



pendant - with 5x 1,5m textile cable on base Juba  
Pendelleuchte - mit 5x 1,5m Textilkabel auf Basis Juba

Lamp type

5x G80 E27 max. 40W **A** - **E** 230V  
or 5x A60 E27 max. 10,5W **A** - **E** 230V

Dimensions

L1400xB320xH1706,5 - Cable 1500

Base - L1400xB50xH40

Glass - Ø320xH130

Glass - Ø180xH180

Materials

aluminium 1M | 2M

Ref

5134.2N3Q.1M.BZ.TX1 white tex  
5134.2N3Q.1M.TR.TX1 white tex  
5134.2N3Q.1M.ST.TX1 white tex  
5134.2N3Q.2M.BZ.TX2 black tex  
5134.2N3Q.2M.TR.TX2 black tex  
5134.2N3Q.2M.ST.TX2 black tex  
5134.2N3Q.216.BZ.TX2 black - gold  
5134.2N3Q.216.TR.TX2 black - gold  
5134.2N3Q.216.ST.TX2 black - gold

built-up

5135.1N2Q2P/.. - MANON NQP COMBI

~230V IP20 1,5 m 0,5 m 05.20.02 CE



pendant - with 5x 1,5m textile cable on base Juba  
Pendelleuchte - mit 5x 1,5m Textilkabel auf Basis Juba

Lamp type

3x G80 E27 max. 40W **A** - **E** 230V  
2x IT-32 E27 max. 8W **A** 230V

Dimensions

L1400xB320xH1706,5 - Cable 1500

Base - L1400xB50xH40

Glass - Ø130xH320

Glass - Ø180xH180

Glass - Ø320xH130

Materials

aluminium 1M | 2M

Ref

5135.1N2Q2P.1M.BZ.TX1 white tex  
5135.1N2Q2P.1M.TR.TX1 white tex  
5135.1N2Q2P.1M.ST.TX1 white tex  
5135.1N2Q2P.2M.BZ.TX2 black tex  
5135.1N2Q2P.2M.TR.TX2 black tex  
5135.1N2Q2P.2M.ST.TX2 black tex  
5135.1N2Q2P.216.BZ.TX2 black - gold  
5135.1N2Q2P.216.TR.TX2 black - gold  
5135.1N2Q2P.216.ST.TX2 black - gold

built-up

5143.1N1Q1P/.. - MANON NQP COMBI

~230V IP20 1,5 m 0,5 m 05.20.02 CE



pendant - with 3x 1,5m textile cable on base Rondo Box  
Pendelleuchte - mit 3x 1,5m Textilkabel auf Basis Rondo Box

Lamp type

2x G80 E27 max. 40W **A** - **E** 230V  
1x IT-32 E27 max. 8W **A** 230V

Dimensions

Ø519xH1756 - Cable 1500

Base - Ø400xH28

Glass - Ø130xH320

Glass - Ø320xH130

Glass - Ø180xH180

Materials

aluminium 1M | 2M

Ref

5143.1N1Q1P.1M.BZ.TX1 white tex  
5143.1N1Q1P.1M.TR.TX1 white tex  
5143.1N1Q1P.1M.ST.TX1 white tex  
5143.1N1Q1P.2M.BZ.TX2 black tex  
5143.1N1Q1P.2M.TR.TX2 black tex  
5143.1N1Q1P.2M.ST.TX2 black tex  
5143.1N1Q1P.216.BZ.TX2 black - gold  
5143.1N1Q1P.216.TR.TX2 black - gold  
5143.1N1Q1P.216.ST.TX2 black - gold

built-up



4057/.. - MONA - B3

~230V



pendant with swivel - opal matt  
 Pendelleuchte mit Kugelgelenk - Opal matt

**Lamp type**

1x A60 E27 max. 52W A E 230V

**Dimensions**

Ø150xH240 - Bar 800

**Materials**

aluminium

14 | 1M | 2M

**Ref**

4057.1M

4057.2M

4057.14

white tex

black tex

alu satin

built-up





4051/.. - MONA LISA Ø120 - B3

~230V IP20 0,8 m 0,5 m 05.20.02 CE



pendant with swivel - black mat outside - papyrus leaf gold inside  
 Pendelleuchte mit Kugelgelenk - matt Schwarz an der Aussenseite - papyrus Blattgold an der Innenseite

Ref	white tex	black tex	alu satin
4051.1M			
4051.2M			
4051.14			

**Lamp type**  
 1x QT14 G9 max. 20W A - E 230V

**Dimensions**  
 Ø120xH70 - Bar 800  
 Bar - Ø8,3

**Options**  
 033 - ROZET VOOR PENDEL  
 065.D8,3 - ROSETTE

**Materials**  
 aluminium 14 | 1M | 2M

*built-up*  
 rod + glass 5098 included  
 Stange + Glas 5098 einbegriffen

4052/.. - MONA LISA Ø120 - B3

~230V IP20 0,8 m 0,5 m 05.20.02 CE



pendant with swivel - matt white outside - papyrus leaf gold inside  
 Pendelleuchte mit Kugelgelenk - matt Weiß an der Aussenseite - papyrus Blattgold an der Innenseite

Ref	white tex	black tex	alu satin
4052.1M			
4052.2M			
4052.14			

**Lamp type**  
 1x QT14 G9 max. 20W A - E 230V

**Dimensions**  
 Ø120xH70 - Bar 800  
 Bar - Ø8,3


**Options**  
 033 - ROZET VOOR PENDEL  
 065.D8,3 - ROSETTE

**Materials**  
 aluminium 14 | 1M | 2M

*built-up*  
 rod + glass 5098W included  
 Stange + Glas 5098W einbegriffen

4053/.. - MONA LISA Ø180 - B3

~230V IP20 0,8 m 0,8200 0,5 m 05.20.02 CE



pendant with swivel - black mat outside - papyrus leaf gold inside  
 Pendelleuchte mit Kugelgelenk - matt Schwarz an der Aussenseite - papyrus Blattgold an der Innenseite

Ref	white tex	black tex	alu satin
4053.1M			
4053.2M			
4053.14			

**Lamp type**  
 1x QT14 G9 max. 25W A - E 230V

**Dimensions**  
 Ø180xH95 - Bar 800  
 Bar - Ø8,3

**Options**  
 033 - ROZET VOOR PENDEL  
 065.D8,3 - ROSETTE

**Materials**  
 aluminium 14 | 1M | 2M

*built-up*  
 rod + glass 5044 included  
 Stange + Glas 5044 einbegriffen

4056/.. - MONA LISA Ø300 - B3

~230V IP20 0,8 m 2,1000 0,5 m 05.20.02 CE



pendant with swivel - black mat outside - papyrus leaf gold inside  
 Pendelleuchte mit Kugelgelenk - matt Schwarz an der Aussenseite - papyrus Blattgold an der Innenseite

Ref	white tex	black tex	alu satin
4056.1M			
4056.2M			
4056.14			

**Lamp type**  
 1x A60 E27 max. 40W A - E 230V

**Dimensions**  
 Ø300xH150 - Bar 800  
 Bar - Ø12

**Options**  
 037.D12 - ROSETTE

**Materials**  
 aluminium 14 | 1M | 2M

*built-up*  
 rod + glass 362 included  
 Stange + Glas 362 einbegriffen

4055/.. - MONA LISA Ø450 - B3

~230V  IP20      0,8 m  3,8700  0,5 m  



pendant with swivel - black mat outside - papyrus leaf gold inside  
 Pendelleuchte mit Kugelgelenk - matt Schwarz an der Aussenseite - papyrus Blattgold an der Innenseite

<b>Ref</b>	
4055.1M	white tex
4055.2M	black tex
4055.14	alu satin

**Lamp type**  
 1x A60 E27 max. 40W  230V

**Dimensions**  
 Ø450xH150 - Bar 800

Bar - Ø12

**Options**  
 037.D12 - ROSETTE

**Materials**  
 aluminium 14 | 1M | 2M

*built-up*  
 rod + glass 0434 included  
 Stange + Glas 0434 einbegriffen

4054/.. - MONA LISA Ø550 - B3

~230V  IP20      0,8 m  6,0500  0,5 m  



pendant with swivel - black mat outside - papyrus leaf gold inside  
 Pendelleuchte mit Kugelgelenk - matt Schwarz an der Aussenseite - papyrus Blattgold an der Innenseite

<b>Ref</b>	
4054.1M	white tex
4054.2M	black tex
4054.14	alu satin

**Lamp type**  
 1x A60 E27 max. 40W  230V

**Dimensions**  
 Ø550xH200 - Bar 800

Bar - Ø12

**Options**  
 037.D12 - ROSETTE

**Materials**  
 aluminium 14 | 1M | 2M

*built-up*  
 rod + glass 0465 included  
 Stange + Glas 0465 einbegriffen



5063.C.E27.SH/.. - MOBY SH TRANSPARANT - TX

~230V IP20 2 m 0,5 m 05.20.02 CE



pendant - with 2m textile cable and strain relief on lampholder's side  
 Pendelleuchte - mit 2m Textilkabel und Zugentlastung an Fassung

**Lamp type**

1x G80 E27 max. 40W **A** - **E** 230V

**Dimensions**

Ø245xH210 - Cable 2000

**Materials**

glass TR

**Ref**

5063.C.E27.SH.TR.TX1.1M	transparent
5063.C.E27.SH.TR.TX2.2M	transparent
5063.C.E27.SH.TR.TX11.14	transparent
5063.C.E27.SH.TR.TXG23.23	transparent
5063.C.E27.SH.TR.TXM.16	transparent
5063.C.E27.SH.TR.TXRX.28	transparent

built-up

5064.B.E27.SH/.. - MOBY SH TRANSPARANT - TX

~230V IP20 2 m 0,5 m 05.20.02 CE



pendant - with 2m textile cable and strain relief on lampholder's side  
 Pendelleuchte - mit 2m Textilkabel und Zugentlastung an Fassung

**Lamp type**

1x A60 E27 max. 10,5W **A** - **E** 230V

**Dimensions**

Ø180xH140 - Cable 2000

**Materials**

glass TR

**Ref**

5064.B.E27.SH.TR.TX1.1M	transparent
5064.B.E27.SH.TR.TX2.2M	transparent
5064.B.E27.SH.TR.TX11.14	transparent
5064.B.E27.SH.TR.TXG23.23	transparent
5064.B.E27.SH.TR.TXM.16	transparent
5064.B.E27.SH.TR.TXRX.28	transparent

built-up

5082.A.E27.SH/.. - MOBY SH TRANSPARANT - TX

~230V IP20 2 m 0,5 m 05.20.02 CE



pendant - with 2m textile cable and strain relief on lampholder's side  
 Pendelleuchte - mit 2m Textilkabel und Zugentlastung an Fassung

**Lamp type**

1x D45 E27 max. 5W **A** - **E** 230V

**Dimensions**

Ø140xH120 - Cable 2000

**Materials**

glass TR

**Ref**

5082.A.E27.SH.TR.TX1.1M	transparent
5082.A.E27.SH.TR.TX2.2M	transparent
5082.A.E27.SH.TR.TX11.14	transparent
5082.A.E27.SH.TR.TXG23.23	transparent
5082.A.E27.SH.TR.TXM.16	transparent
5082.A.E27.SH.TR.TXRX.28	transparent

built-up



5068.C.E27.SH/.. - MOBY SH SMOKEY GREY - TX

~230V



IP20



2 m



0,5 m



pendant - with 2m textile cable and strain relief on lampholder's side  
 Pendelleuchte - mit 2m Textilkabel und Zugentlastung an Fassung

Ref

5068.C.E27.SH.SG.TX2.2M

smokey grey

5068.C.E27.SH.SG.TX44.44

smokey grey

Lamptype

1x G80 E27 max. 40W A - E 230V

Dimensions

Ø245xH210 - 2000

Materials

glass SG

built-up

transparent glass

5069.B.E27.SH/.. - MOBY SH SMOKEY GREY - TX

~230V



IP20



0,5 m



pendant - with 2m textile cable and strain relief on lampholder's side  
 Pendelleuchte - mit 2m Textilkabel und Zugentlastung an Fassung

Ref

5069.B.E27.SH.SG.TX2.2M

smokey grey

5069.B.E27.SH.SG.TX44.44

smokey grey

Lamptype

1x A60 E27 max. 10,5W A - E 230V

Dimensions

Ø180xH140 - 2000

Materials

glass SG

built-up

transparent glass

5083.A.E27.SH/.. - MOBY SH SMOKEY GREY - TX

~230V



IP20



0,5 m



pendant - with 2m textile cable and strain relief on lampholder's side  
 Pendelleuchte - mit 2m Textilkabel und Zugentlastung an Fassung

Ref

5083.A.E27.SH.SG.TX2.2M

smokey grey

5083.A.E27.SH.SG.TX44.44

smokey grey

Lamptype

1x D45 E27 max. 15W A - E 230V

Dimensions

Ø140xH120 - 2000

Materials

glass SG

built-up

transparent glass

5128.C.E27.SH/.. - MOBY SH STEEL - TX

~230V



IP20



2 m



0.5 m



05.20.02



pendant - with 2m textile cable and strain relief on lampholder's side  
 Pendelleuchte - mit 2m Textilkabel und Zugentlastung an Fassung

**Ref**

5128.C.E27.SH.ST.TX2.2M

steel

5128.C.E27.SH.ST.TX44.44

steel

**Lamptype**

1x G80 E27 max. 40W A - E 230V

**Dimensions**

Ø245xH210 - 2000

**Materials**

glass ST

*built-up*

*transparent glass*



5078.C.E27.SH/.. - MOBY SH BRONZ - TX

~230V IP20 2 m 1,3900 0,5 m 05.20.02 CE



pendant - with 2m textile cable and strain relief on lampholder's side  
 Pendelleuchte - mit 2m Textilkabel und Zugentlastung an Fassung

**Lamp type**

1x G80 E27 max. 40W A - E 230V

**Dimensions**

Ø245xH210 - 2000

**Materials**

glass BZ

**Ref**

5078.C.E27.SH.BZ.TX2.13	bronze
5078.C.E27.SH.BZ.TX2.2M	bronze
5078.C.E27.SH.BZ.TX7.44	bronze
5078.C.E27.SH.BZ.TX12.53	bronze
5078.C.E27.SH.BZ.TXG4.53	bronze
5078.C.E27.SH.BZ.TXG13.Z53	bronze
5078.C.E27.SH.BZ.TXJ.2M	bronze
5078.C.E27.SH.BZ.TXJ.53	bronze

built-up

transparent glass

5079.B.E27.SH/.. - MOBY SH BRONZ - TX

~230V IP20 2 m 0,9400 0,5 m 05.20.02 CE



pendant - with 2m textile cable and strain relief on lampholder's side  
 Pendelleuchte - mit 2m Textilkabel und Zugentlastung an Fassung

**Lamp type**

1x G80 E27 max. 40W A - E 230V

**Dimensions**

Ø180xH210 - 2000

**Materials**

glass BZ

**Ref**

5079.B.E27.SH.BZ.TX2.13	bronze
5079.B.E27.SH.BZ.TX2.2M	bronze
5079.B.E27.SH.BZ.TX7.44	bronze
5079.B.E27.SH.BZ.TX12.53	bronze
5079.B.E27.SH.BZ.TX44	bronze
5079.B.E27.SH.BZ.TXG4.53	bronze
5079.B.E27.SH.BZ.TXG13.Z53	bronze
5079.B.E27.SH.BZ.TXJ.13	bronze
5079.B.E27.SH.BZ.TXJ.53	bronze

built-up

transparent glass

5126.A.E27.SH/.. - MOBY SH BRONZ - TX

~230V IP20 2 m 0,6500 0,5 m 05.20.02 CE



suspension with textile cable - with 2m textile cable and strain relief on lampholder's side  
 pendelleuchte mit Textilkabel - mit 2m Textilkabel und Zugentlastung an Fassung

**Lamp type**

1x D45 E27 max. 5W A - E 230V

**Dimensions**

Ø140xH120 - 2000

**Materials**

glass BZ

**Ref**

5126.A.E27.SH.BZ.TX1.1M	bronze
5126.A.E27.SH.BZ.TX2.13	bronze
5126.A.E27.SH.BZ.TX2.2M	bronze
5126.A.E27.SH.BZ.TX7.44	bronze
5126.A.E27.SH.BZ.TX12.53	bronze
5126.A.E27.SH.BZ.TXG4.46	bronze
5126.A.E27.SH.BZ.TXJ.53	bronze

built-up

transparent glass

4995.A.E27.SH/.. - MOBY GOLD - TX

~230V IP20 2 m 0.5 m 05.20.02 CE



suspension with textile cable - with 2m textile cable and strain relief on lampholder's side  
pendelleuchte mit Textilkabel - mit 2m Textilkabel und Zugentlastung an Fassung

**Ref**  
4995.A.E27.SH.GC.TX2.2M gold coat  
4995.A.E27.SH.GC.TX4.4 gold coat  
4995.A.E27.SH.GC.TXM.4 gold coat

**Lamp type**  
1x D45 E27 max. 15W **A** - **E** 230V

**Dimensions**  
Ø140xH120 - 2000

**Materials**  
glass GC

*built-up*

*gold coated glass*

4996.A.E27.SH/.. - MOBY RKC - TX

~230V IP20 2 m 0.5 m 05.20.02 CE



suspension with textile cable - with 2m textile cable and strain relief on lampholder's side  
pendelleuchte mit Textilkabel - mit 2m Textilkabel und Zugentlastung an Fassung

**Ref**  
4996.A.E27.SH.RKC.TX2.2M red copper coat  
4996.A.E27.SH.RKC.TXG28.28 red copper coat  
4996.A.E27.SH.RKC.TXRK.28 red copper coat

**Lamp type**  
1x D45 E27 max. 15W **A** - **E** 230V

**Dimensions**  
Ø140xH120 - 2000

**Materials**  
glass RKC

*built-up*

*red copper coated glass*

4997.A.E27.SH/.. - MOBY SH PINKY - TX

~230V IP20 2 m 0.5 m 05.20.02 CE



suspension with textile cable - with 2m textile cable and strain relief on lampholder's side  
pendelleuchte mit Textilkabel - mit 2m Textilkabel und Zugentlastung an Fassung

**Ref**  
4997.A.E27.SH.PKY.TX2.2M pinky  
4997.A.E27.SH.PKY.TX31.46 pinky  
4997.A.E27.SH.PKY.TXG30.46 pinky

**Lamp type**  
1x D45 E27 max. 15W **A** - **E** 230V

**Dimensions**  
Ø140xH120 - 2000

*built-up*

*pink coated glass*





5087.C.E27/.. - MOBY TRANSPARANT - TX

~230V IP20 2 m 1,7000 0,5 m 05.20.02 CE



pendant - with 2m textile cable and strain relief on lampholder's side  
 Pendelleuchte - mit 2m Textilkabel und Zugentlastung an Fassung

**Lamp type**  
 1x G80 E27 max. 40W **A** - **E** **230V**

**Dimensions**  
 Ø245xH210 - Cable 2000

**Options**  
 000C - TREKONTLASTING PER PENDEL TEXTILE  
 000CR - TREKONTLASTING PER PENDEL TEXTILE

**Materials**  
 glass TR

**Ref**  
 5087.C.E27.TR.TX1.1M transparent  
 5087.C.E27.TR.TX2.2M transparent  
 5087.C.E27.TR.TX11.14 transparent  
 5087.C.E27.TR.TXG23.23 transparent  
 5087.C.E27.TR.TXM.16 transparent  
 5087.C.E27.TR.TXRK.28 transparent

built-up

5088.B.E27/.. - MOBY TRANSPARANT - TX

~230V IP20 2 m 0,9600 0,5 m 05.20.02 CE



pendant - with 2m textile cable and strain relief on lampholder's side  
 Pendelleuchte - mit 2m Textilkabel und Zugentlastung an Fassung

**Lamp type**  
 1x A60 E27 max. 10,5W **A** - **E** **230V**

**Dimensions**  
 Ø180xH140 - Cable 2000

**Options**  
 000C - TREKONTLASTING PER PENDEL TEXTILE  
 000CR - TREKONTLASTING PER PENDEL TEXTILE

**Materials**  
 glass TR

**Ref**  
 5088.B.E27.TR.TX1.1M transparent  
 5088.B.E27.TR.TX2.2M transparent  
 5088.B.E27.TR.TX11.14 transparent  
 5088.B.E27.TR.TXG23.23 transparent  
 5088.B.E27.TR.TXM.16 transparent  
 5088.B.E27.TR.TXRK.28 transparent

built-up

5089.A.E27/.. - MOBY TRANSPARANT - TX

~230V IP20 2 m 0,5 m 05.20.02 CE



pendant - with 2m textile cable and strain relief on lampholder's side  
 Pendelleuchte - mit 2m Textilkabel und Zugentlastung an Fassung

**Lamp type**  
 1x D45 E27 max. 5W **A** - **E** **230V**

**Dimensions**  
 Ø140xH120 - Cable 2000

**Options**  
 000C - TREKONTLASTING PER PENDEL TEXTILE  
 000CR - TREKONTLASTING PER PENDEL TEXTILE

**Materials**  
 glass TR

**Ref**  
 5089.A.E27.TR.TX1.1M transparent  
 5089.A.E27.TR.TX2.2M transparent  
 5089.A.E27.TR.TX11.14 transparent  
 5089.A.E27.TR.TXG23.23 transparent  
 5089.A.E27.TR.TXM.16 transparent  
 5089.A.E27.TR.TXRK.28 transparent

built-up

5089.A.E14/.. - MOBY TRANSPARANT - TX

~230V  IP20      2 m  0,6000  0,5 m  05.20.02 



pendant - with 2m textile cable and strain relief on lampholder's side  
 Pendelleuchte - mit 2m Textilkabel und Zugentlastung an Fassung

**Lamptype**  
 ◀ 1x D45 E14 max. 40W  230V

**Dimensions**  
 ⇄ Ø140xH120 - Cable 2000

**Options**  
 000C - TREKONTLASTING PER PENDEL TEXTILE  
 000CR - TREKONTLASTING PER PENDEL TEXTILE

**Materials**  
 glass TR

**Ref**  
 5089.A.E14.TR.TX1.1M transparent  
 5089.A.E14.TR.TX2.2M transparent  
 5089.A.E14.TR.TX11.14 transparent  
 5089.A.E14.TR.TXG23.23 transparent  
 5089.A.E14.TR.TXM.16 transparent  
 5089.A.E14.TR.TXRK.28 transparent

built-up

5089.A.G9/.. - MOBY TRANSPARANT - TX

~230V  IP20      2 m  0,5 m  05.20.02 



pendant - with 2m textile cable and strain relief on lampholder's side  
 Pendelleuchte - mit 2m Textilkabel und Zugentlastung an Fassung

**Lamptype**  
 ⇄ 1x QT14 G9 max. 7W  230V


**Dimensions**  
 ⇄ Ø140xH120 - Cable 2000

**Options**  
 000C - TREKONTLASTING PER PENDEL TEXTILE  
 000CR - TREKONTLASTING PER PENDEL TEXTILE

**Materials**  
 glass TR

**Ref**  
 5089.A.G9.TR.TX1.1M transparent  
 5089.A.G9.TR.TX2.2M transparent  
 5089.A.G9.TR.TX11.14 transparent  
 5089.A.G9.TR.TXG23.23 transparent  
 5089.A.G9.TR.TXM.16 transparent  
 5089.A.G9.TR.TXRK.28 transparent

built-up





5043.E.E27/.. - MOBY STEEL - TX

~230V  IP20      2m  1,1300  0,5 m  05.20.02  CE



pendant - with 2m textile cable and strain relief on lampholder's side  
 Pendelleuchte - mit 2m Textilkabel und Zugentlastung an Fassung

**Lamp type**

1x G80 E27 max. 40W  -  230V

**Dimensions**

Ø200xH210 - 2000

**Options**

000C - TREKONTLASTING PER PENDEL TEXTILE  
 000CR - TREKONTLASTING PER PENDEL TEXTILE

**Materials**

glass ST

**Ref**

5043.E.E27.ST.TX1.1M steel  
 5043.E.E27.ST.TX2.2M steel  
 5043.E.E27.ST.TX11.14 steel  
 5043.E.E27.ST.TXG23.23 steel  
 5043.E.E27.ST.TXM.16 steel  
 5043.E.E27.ST.TXRK.28 steel

built-up

transparent glass

5109.C.E27/.. - MOBY STEEL - TX

~230V  IP20      2m  0,5 m  05.20.02  CE



pendant - with 2m textile cable and strain relief on lampholder's side  
 Pendelleuchte - mit 2m Textilkabel und Zugentlastung an Fassung

**Lamp type**

1x G80 E27 max. 40W  -  230V

**Dimensions**

Ø245xH210 - 2000

**Materials**

glass ST

**Ref**

5109.C.E27.ST.TX2.2M steel  
 5109.C.E27.ST.TX44.44 steel

built-up

transparent glass



5097.E27/.. - MOBY TRANSPARENT - TX

~230V  IP20      2 m  1,2500  0,5 m  05.20.02 




pendant - with 2m textile cable and strain relief on lampholder's side  
 Pendelleuchte - mit 2m Textilkabel und Zugentlastung an Fassung

**Lamp type**

 1x G80 E27 max. 40W  -  230V

**Dimensions**

 Ø200xH210 - Cable 2000

**Options**

000C - TREKONTLASTING PER PENDEL TEXTILE  
 000CR - TREKONTLASTING PER PENDEL TEXTILE

**Materials**

glass TR

**Ref**

5097.E27.TR.TX1.1M	transparent
5097.E27.TR.TX2.2M	transparent
5097.E27.TR.TX11.14	transparent
5097.E27.TR.TXG23.23	transparent
5097.E27.TR.TXM.16	transparent
5097.E27.TR.TXRK.28	transparent

built-up

5098.E27/.. - MOBY TRANSPARENT - TX

~230V  IP20      2 m  1,0300  0,5 m  05.20.02 




pendant - with 2m textile cable and strain relief on lampholder's side  
 Pendelleuchte - mit 2m Textilkabel und Zugentlastung an Fassung

**Lamp type**

 1x ST64 E27 max. 40W  -  230V

or  1x G80 E27 max. 40W  -  230V

**Dimensions**

 Ø200xH200 - Cable 2000

**Options**

000C - TREKONTLASTING PER PENDEL TEXTILE  
 000CR - TREKONTLASTING PER PENDEL TEXTILE

**Materials**

glass TR

**Ref**

5098.E27.TR.TX1.1M	transparent
5098.E27.TR.TX2.2M	transparent
5098.E27.TR.TX11.14	transparent
5098.E27.TR.TXG23.23	transparent
5098.E27.TR.TXM.16	transparent
5098.E27.TR.TXRK.28	transparent

built-up

5084.C.E27/.. - MOBY SMOKEY GREY - TX

~230V  IP20      2 m  1,4300  0,5 m  05.20.02 



pendant - with 2m textile cable and strain relief on lampholder's side  
 Pendelleuchte - mit 2m Textilkabel und Zugentlastung an Fassung

**Ref**  
 5084.C.E27.SG.TX2.2M smoky grey  
 5084.C.E27.SG.TX44.44 smoky grey

**Lamp type**  
 1x G80 E27 max. 40W  230V

**Dimensions**  
 Ø245xH210 - Cable 2000

**Options**  
 000C - TREKONTLASTING PER PENDEL TEXTILE  
 000CR - TREKONTLASTING PER PENDEL TEXTILE

**Materials**  
 glass SG

built-up

transparent glass

5085.B.E27/.. - MOBY SMOKEY GREY - TX

~230V  IP20      2 m  0,9400  0,5 m  05.20.02 



pendant - with 2m textile cable and strain relief on lampholder's side  
 Pendelleuchte - mit 2m Textilkabel und Zugentlastung an Fassung

**Ref**  
 5085.B.E27.SG.TX2.2M smoky grey  
 5085.B.E27.SG.TX44.44 smoky grey

**Lamp type**  
 1x A60 E27 max. 10,5W  230V

**Dimensions**  
 Ø180xH140 - Cable 2000

**Options**  
 000C - TREKONTLASTING PER PENDEL TEXTILE  
 000CR - TREKONTLASTING PER PENDEL TEXTILE

**Materials**  
 glass SG

built-up

transparent glass

5086.A.E27/.. - MOBY SMOKEY GREY - TX

~230V  IP20      2 m  0,6600  0,5 m  05.20.02 



pendant - with 2m textile cable and strain relief on lampholder's side  
 Pendelleuchte - mit 2m Textilkabel und Zugentlastung an Fassung

**Ref**  
 5086.A.E27.SG.TX2.2M smoky grey  
 5086.A.E27.SG.TX44.44 smoky grey

**Lamp type**  
 1x D45 E27 max. 15W  230V

**Dimensions**  
 Ø140xH120 - Cable 2000

**Options**  
 000C - TREKONTLASTING PER PENDEL TEXTILE  
 000CR - TREKONTLASTING PER PENDEL TEXTILE

**Materials**  
 glass SG

built-up

transparent glass

5099.A.E14/.. - MOBY SMOKEY GREY - TX

~230V  IP20      2 m  0,3100  0,5 m  05.20.02 



pendant - with 2m textile cable and strain relief on lampholder's side  
 Pendelleuchte - mit 2m Textilkabel und Zugentlastung an Fassung

**Ref**  
 5099.A.E14.SG.TX2.2M smoky grey  
 5099.A.E14.SG.TX44.44 smoky grey

**Lamp type**  
 1x D45 E14 max. 40W  230V

**Dimensions**  
 Ø140xH120 - 2000

**Materials**  
 glass SG

built-up

transparent glass

5090.G.E27/.. - MOBY GLASS - TX

~230V IP20 2 m 0,5 m 05.20.02 CE



pendant - with 2m textile cable and strain relief on lampholder's side  
 Pendelleuchte - mit 2m Textilkabel und Zugentlastung an Fassung

**Ref**  
 5090.G.E27.SG.TX2.2M smokey grey  
 5090.G.E27.SG.TX7.14 smokey grey

**Lamp type**  
 1x ST64 E27 max. 40W **A** - **E** 230V

**Dimensions**  
 Ø200xH300 - Cable 2000

**Options**  
 000C - TREKONTLASTING PER PENDEL TEXTILE  
 000CR - TREKONTLASTING PER PENDEL TEXTILE

**Materials**  
 glass SG

built-up

transparent glass - conical

5092.H.E27/.. - MOBY GLASS - TX

~230V IP20 2 m 3,1400 0,5 m 05.20.02 CE



pendant - with 2m textile cable and strain relief on lampholder's side  
 Pendelleuchte

**Ref**  
 5092.H.E27.SG.TX2 smokey grey  
 5092.H.E27.SG.TX7 smokey grey

**Lamp type**  
 1x IT-32 E27 max. 8W **A** 230V

**Dimensions**  
 Ø120xH400 - Cable 2000

**Options**  
 000C - TREKONTLASTING PER PENDEL TEXTILE  
 000CR - TREKONTLASTING PER PENDEL TEXTILE

**Materials**  
 glass SG

built-up

transparent glass - cylinder

5093.C.E27/.. - MOBY BRONZ - TX

~230V  IP20      2 m  1,3900  0,5 m  05.20.02  CE



pendant - with 2m textile cable and strain relief on lampholder's side  
 Pendelleuchte - mit 2m Textilkabel und Zugentlastung an Fassung

**Lamp type**

1x G80 E27 max. 6W  -  **230V**

**Dimensions**

Ø245xH210 - Cable 2000

**Options**

000C - TREKONTLASTING PER PENDEL TEXTILE  
 000CR - TREKONTLASTING PER PENDEL TEXTILE

**Materials**

glass **BZ**

**Ref**

5093.C.E27.BZ.TX2.2M bronze  
 5093.C.E27.BZ.TX7.44 bronze  
 5093.C.E27.BZ.TX12.53 bronze  
 5093.C.E27.BZ.TXG4.53 bronze  
 5093.C.E27.BZ.TXG13.Z53 bronze  
 5093.C.E27.BZ.TXJ.2M bronze  
 5093.C.E27.BZ.TXJ.53 bronze

built-up

transparent glass

5094.B.E27/.. - MOBY BRONZ - TX

~230V  IP20      2 m  0,9900  0,5 m  05.20.02  CE



pendant - with 2m textile cable and strain relief on lampholder's side  
 Pendelleuchte - mit 2m Textilkabel und Zugentlastung an Fassung

**Lamp type**

1x A60 E27 max. 10,5W  -  **230V**

**Dimensions**

Ø180xH140 - Cable 2000

**Options**

000C - TREKONTLASTING PER PENDEL TEXTILE  
 000CR - TREKONTLASTING PER PENDEL TEXTILE

**Materials**

glass **BZ**

**Ref**

5094.B.E27.BZ.TX2.2M bronze  
 5094.B.E27.BZ.TX7.44 bronze  
 5094.B.E27.BZ.TX12.53 bronze  
 5094.B.E27.BZ.TX44.2M bronze  
 5094.B.E27.BZ.TXG4.53 bronze  
 5094.B.E27.BZ.TXG13.Z53 bronze  
 5094.B.E27.BZ.TXJ.53 bronze

built-up

transparent glass

5095.A.E27/.. - MOBY BRONZ - TX

~230V  IP20      2 m  0,7000  0,5 m  05.20.02  CE



suspension with textile cable - with 2m textile cable and strain relief on lampholder's side  
 pendelleuchte mit Textilkabel - mit 2m Textilkabel und Zugentlastung an Fassung

**Lamp type**

1x D45 E27 max. 5W  -  **230V**

**Dimensions**

Ø140xH120 - Cable 2000

**Options**

000C - TREKONTLASTING PER PENDEL TEXTILE  
 000CR - TREKONTLASTING PER PENDEL TEXTILE

**Materials**

glass **BZ**

**Ref**

5095.A.E27.BZ.TX1.1M bronze  
 5095.A.E27.BZ.TX2.2M bronze  
 5095.A.E27.BZ.TX7.44 bronze  
 5095.A.E27.BZ.TX12.53 bronze  
 5095.A.E27.BZ.TXG4.46 bronze  
 5095.A.E27.BZ.TXJ.53 bronze

built-up

transparent glass



5095.A.E14/.. - MOBY BRONZ - TX

~230V  IP20      2 m  0,8200  0,5 m  05.20.02 



suspension with textile cable - with 2m textile cable and strain relief on lampholder's side  
 pendelleuchte mit Textilkabel - mit 2m Textilkabel und Zugentlastung an Fassung

**Lamp type**

◀ 1x D45 E14 max. 40W  -  ▶ 230V

**Dimensions**

↔ Ø140xH120 - Cable 2000

**Options**

000C - TREKONTLASTING PER PENDEL TEXTILE

000CR - TREKONTLASTING PER PENDEL TEXTILE

**Materials**

glass BZ

**Ref**

5095.A.E14.BZ.TX1.1M bronze

5095.A.E14.BZ.TX2.2M bronze

5095.A.E14.BZ.TX7.44 bronze

5095.A.E14.BZ.TX12.53 bronze

5095.A.E14.BZ.TXG4.46 bronze

5095.A.E14.BZ.TXJ.53 bronze

built-up

transparent glass

5095.A.G9/.. - MOBY BRONZ - TX

~230V  IP20      2 m  0,5 m  05.20.02 



pendant - with 2m textile cable and strain relief on lampholder's side  
 Pendelleuchte - mit 2m Textilkabel und Zugentlastung an Fassung

**Lamp type**

≡ 1x QT14 G9 max. 7W  -  ▶ 230V

**Dimensions**

↔ Ø140xH120 - Cable 2000

**Options**

000C - TREKONTLASTING PER PENDEL TEXTILE

000CR - TREKONTLASTING PER PENDEL TEXTILE

**Materials**

glass BZ

**Ref**

5095.A.G9.BZ.TX2.2M bronze

5095.A.G9.BZ.TX7.44 bronze

5095.A.G9.BZ.TXG4.46 bronze

5095.A.G9.BZ.TXJ.53 bronze

built-up

transparent glass



4998.A.E27/.. - MOBY GOLD - TX

~230V IP20 2 m 0.5 m 05.20.02 CE



suspension with textile cable - with 2m textile cable and strain relief on lampholder's side  
pendelleuchte mit Textilkabel - mit 2m Textilkabel und Zugentlastung an Fassung

Ref

4998.A.E27.GC.TX2.TX2 gold coat  
4998.A.E27.GC.TX4.TXG28 gold coat  
4998.A.E27.GC.TXM.TXRK gold coat

Lamp type

1x D45 E27 max. 15W A - E 230V

Dimensions

Ø140xH120 - 2000

Materials

glass GC

*built-up*

*gold coated glass*

4999.A.E27/.. - MOBY RKC - TX

~230V IP20 2 m 0.5 m 05.20.02 CE



suspension with textile cable - with 2m textile cable and strain relief on lampholder's side  
pendelleuchte mit Textilkabel - mit 2m Textilkabel und Zugentlastung an Fassung

Ref

4999.A.E27.RKC.TX2.2M red copper coat  
4999.A.E27.RKC.TXG28.28 red copper coat  
4999.A.E27.RKC.TXRK.28 red copper coat

Lamp type

1x D45 E27 max. 15W A - E 230V

Dimensions

Ø140xH120 - 2000

Materials

glass RKC

*built-up*

*red copper coated glass*



4970.B.E27/.. - MOBY GOLD - TX

~230V  IP20      2 m  0,5 m  05.20.02  CE



suspension with textile cable - with 2m textile cable and strain relief on lampholder's side  
pendelleuchte mit Textilkabel - mit 2m Textilkabel und Zugentlastung an Fassung

**Ref**  
4970.B.E27.GC.TX2.2M gold coat  
4970.B.E27.GC.TX4.4 gold coat  
4970.B.E27.GC.TXM.16 gold coat

**Lamp type**  
1x A60 E27 max. 10,5W   230V

**Dimensions**  
Ø180xH140 - Cable 2000

**Options**  
000C - TREKONTLASTING PER PENDEL TEXTILE  
000CR - TREKONTLASTING PER PENDEL TEXTILE

**Materials**  
glass GC

built-up

gold coated glass

4971.B.E27/.. - MOBY RKC - TX

~230V  IP20      2 m  1,000g  0,5 m  05.20.02  CE



suspension with textile cable - with 2m textile cable and strain relief on lampholder's side  
pendelleuchte mit Textilkabel - mit 2m Textilkabel und Zugentlastung an Fassung

**Ref**  
4971.B.E27.RKC.TX2.2M red copper coat  
4971.B.E27.RKC.TXG28.28 red copper coat  
4971.B.E27.RKC.TXRK.28 red copper coat

**Lamp type**  
1x G80 E27 max. 40W   230V

**Dimensions**  
Ø180xH140 - Cable 2000

**Options**  
000C - TREKONTLASTING PER PENDEL TEXTILE  
000CR - TREKONTLASTING PER PENDEL TEXTILE

**Materials**  
glass RKC

built-up

red copper coated glass

4972.B.E27/.. - MOBY CHR - TX

~230V  IP20      2 m  0,5 m  05.20.02  CE



suspension with textile cable - with 2m textile cable and strain relief on lampholder's side  
pendelleuchte mit Textilkabel - mit 2m Textilkabel und Zugentlastung an Fassung

**Ref**  
4972.B.E27.SC.TX2.2M silver coat  
4972.B.E27.SC.TXS.14 silver coat  
4972.B.E27.SC.TXS2.14 silver coat

**Lamp type**  
1x G80 E27 max. 40W   230V

**Dimensions**  
Ø180xH140 - Cable 2000

**Materials**  
glass SC

built-up

silver coated glass

4973.C.E27/.. - MOBY GOLD - TX

~230V IP20 2m 1,2600 0,5 m 05.20.02 CE



suspension with textile cable - with 2m textile cable and strain relief on lampholder's side  
pendelleuchte mit Textilkabel - mit 2m Textilkabel und Zugentlastung an Fassung

**Ref**  
4973.C.E27.GC.TX2.16 gold coat  
4973.C.E27.GC.TXM.16 gold coat

**Lamptype**

1x G80 E27 max. 40W A - E 230V

**Dimensions**

Ø250xH210 - Cable 2000

**Options**

000C - TREKONTLASTING PER PENDEL TEXTILE  
000CR - TREKONTLASTING PER PENDEL TEXTILE

**Materials**

glass GC

*built-up*

*gold coated glass*

4974.C.E27/.. - MOBY RKC - TX

~230V IP20 2m 1,5000 0,5 m 05.20.02 CE



suspension with textile cable - with 2m textile cable and strain relief on lampholder's side  
pendelleuchte mit Textilkabel - mit 2m Textilkabel und Zugentlastung an Fassung

**Ref**  
4974.C.E27.RKC.TX2.28 red copper coat  
4974.C.E27.RKC.TXG28.28 red copper coat  
4974.C.E27.RKC.TXRK.28 red copper coat

**Lamptype**

1x G80 E27 max. 40W A - E 230V

**Dimensions**

Ø250xH210 - Cable 2000

**Options**

000C - TREKONTLASTING PER PENDEL TEXTILE  
000CR - TREKONTLASTING PER PENDEL TEXTILE

**Materials**

glass RKC

*built-up*

*red copper coated glass*

5127.E27/.. - MOBY PINKY - TX

~230V IP20 2m 1,2800 0,5 m 05.20.02 CE



suspension with textile cable - with 2m textile cable and strain relief on lampholder's side  
pendelleuchte mit Textilkabel - mit 2m Textilkabel und Zugentlastung an Fassung

**Ref**  
5127.E27.PKY.TX2.2M pinky  
5127.E27.PKY.TXG30.2Mpinky

**Lamptype**

1x G80 E27 max. 40W A - E 230V

**Dimensions**

Ø250xH210 - Cable 2000

**Options**

000C - TREKONTLASTING PER PENDEL TEXTILE  
000CR - TREKONTLASTING PER PENDEL TEXTILE

*built-up*

*pink coated glass*

4975.C.E27/.. - MOBY SILVER - TX

~230V IP20 2m 1,1700 0,5 m 05.20.02 CE



suspension with textile cable - with 2m textile cable and strain relief on lampholder's side  
pendelleuchte mit Textilkabel - mit 2m Textilkabel und Zugentlastung an Fassung

**Ref**  
4975.C.E27.SC.TX2.14 silver coat  
4975.C.E27.SC.TX7.14 silver coat  
4975.C.E27.SC.TX11.14 silver coat  
4975.C.E27.SC.TXS.14 silver coat

**Lamptype**

1x G80 E27 max. 40W A - E 230V

**Dimensions**

Ø250xH210 - Cable 2000

**Options**

000C - TREKONTLASTING PER PENDEL TEXTILE  
000CR - TREKONTLASTING PER PENDEL TEXTILE

**Materials**

glass SC

*built-up*

*silver coated glass*

5096.C.E27/.. - MOBY METAL - TX

~230V



IP20



2 m



1,6600



0,5 m



pendant - with 2m textile cable and strain relief on lampholder's side  
 Pendelleuchte - mit 2m Textilkabel und Zugentlastung an Fassung

**Lamp type**

1x G95 E27 max. 10,5W **A+** - **E** 230V

**Dimensions**

Ø245xH210 - Cable 2000

**Options**

000C - TREKONTLASTING PER PENDEL TEXTILE

000CR - TREKONTLASTING PER PENDEL TEXTILE

**Materials**

aluminium 1M | 29 | 2M | 45

**Ref**

5096.C.E27.1M.TX1	white tex
5096.C.E27.2M.TX2	black tex
5096.C.E27.1M.TXW1	white tex
5096.C.E27.2M.TXW2	black tex
5096.C.E27.29.TX2	black - gold in
5096.C.E27.29.TX4	black - gold in
5096.C.E27.29.TXW2	black - gold in
5096.C.E27.45.TX2	sun gold
5096.C.E27.45.TX4	sun gold
5096.C.E27.45.TXW2	sun gold

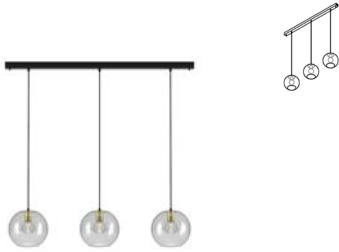
*built-up*

*coated glass*



5150.3C.E27/.. - MOBY 3 GLASS

~230V IP20 1,5 m 0,5 m 05.20.02 CE



built-up

pendant - with 3x Moby Ø250 - 1,5m textile cable  
 Pendelleuchte - mit 3x Moby Ø250 - 1,5M Textilkabel

Lamp type

3x A60 E27 max. 60W **A** - **E** 230V

Dimensions

L1200xB250xH1755 - Cable 1500  
 Base - L1200xB50xH40  
 Glass - Ø250

Materials


aluminium 2M | 53  
 brass 16

Ref

5150.3C.E27.2M.BZ.TX2 black tex  
 5150.3C.E27.2M.TR.TX2 black tex  
 5150.3C.E27.2M.SG.TX2 black tex  
 5150.3C.E27.16.TR.TXM satin gold  
 5150.3C.E27.53.BZ.TXJ bronze-brown  
 5150.3C.E27.216.TR.TX2 black - gold  
 5150.3C.E27.216.TR.TXM black - gold

5150.5C.E27/.. - MOBY 5 GLASS

~230V IP20 1,5 m 0,5 m 05.20.02 CE



built-up

pendant - with 5x Moby Ø250 - 1,5m textile cable  
 Pendelleuchte - mit 5x Moby Ø250 - 1,5M Textilkabel

Lamp type

5x A60 E27 max. 60W **A** - **E** 230V

Dimensions

L1800xB25xH25 - Cable 1500  
 Base - L1800xB50xH40  
 Glass - Ø250

Materials

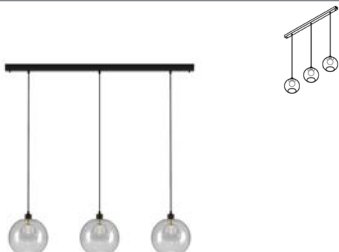
aluminium 2M | 53  
 brass 16

Ref cat (LONG)

5150.5C.E27.2M.BZ.TX2 black tex  
 5150.5C.E27.2M.TR.TX2 black tex  
 5150.5C.E27.2M.SG.TX2 black tex  
 5150.5C.E27.16.TR.TXM satin gold  
 5150.5C.E27.53.BZ.TXJ bronze-brown  
 5150.5C.E27.216.TR.TX2 black - gold  
 5150.5C.E27.216.TR.TXM black - gold

5151.3C.SH/.. - MOBY 3 SH GLASS

~230V IP20 1,5 m 0,5 m 05.20.02 CE



built-up

pendant - with 3x Moby Ø250 - 1,5m textile cable  
 Pendelleuchte - mit 3x Moby Ø250 - 1,5M Textilkabel

Lamp type

3x A60 E27 max. 60W **A** - **E** 230V

Dimensions

L1200xB250xH1755 - Cable 1500  
 Base - L1200xB50xH40  
 Glass - Ø250

Materials


aluminium 2M | 53  
 brass 16

Ref

5151.3C.SH.2M.BZ.TX2 black tex  
 5151.3C.SH.2M.TR.TX2 black tex  
 5151.3C.SH.2M.SG.TX2 black tex  
 5151.3C.SH.16.TR.TXM satin gold  
 5151.3C.SH.53.BZ.TXJ bronze-brown  
 5151.3C.SH.216.TR.TX2 black - gold  
 5151.3C.SH.216.TR.TXM black - gold

5151.5C.SH/.. - MOBY SH GLASS

~230V IP20 1,5 m 0,5 m 05.20.02 CE



built-up

pendant - with 5x Moby Ø250 - 1,5m textile cable  
 Pendelleuchte - mit 5x Moby Ø250 - 1,5M Textilkabel

Lamp type

5x A60 E27 max. 60W **A** - **E** 230V

Dimensions

L1800xB250xH1755 - Cable 1500  
 L560xB60  
 Base - L1200xB50xH40  
 Glass - Ø250

Materials

aluminium 2M | 53  
 brass 16

Ref cat (LONG)

5151.5C.SH.2M.BZ.TX2 black tex  
 5151.5C.SH.2M.TR.TX2 black tex  
 5151.5C.SH.2M.SG.TX2 black tex  
 5151.5C.SH.16.TR.TXM satin gold  
 5151.5C.SH.53.BZ.TXJ bronze-brown  
 5151.5C.SH.216.TR.TX2 black - gold  
 5151.5C.SH.216.TR.TXM black - gold

5152.3.E27/.. - MOBY GLASS

~230V IP20 1,5 m 0,5 m 05.20.02 CE



pendant - with 2x Moby Ø180 and 1x Moby Ø250 - 1,5m textile cable  
 Pendelleuchte - mit 2x Moby Ø180 und 1x Moby Ø250 - 1,5m Textilkabel

**Lamp type**  
 3x A60 E27 max. 60W **A** - **E** 230V

**Dimensions**  
 Ø390xH1676 - Cable 1500  
 Ø220  
 Glass - Ø250  
 Glass - Ø180  
 Base - Ø250xH26

**Materials**  
 aluminium 2M | 53

**Ref**  
 5152.3.E27.2M.BZ.TX2 black tex  
 5152.3.E27.2M.TR.TX2 black tex  
 5152.3.E27.2M.SG.TX2 black tex  
 5152.3.E27.53.BZ.TXJ bronze-brown  
 5152.3.E27.216.TR.TX2 black - gold  
 5152.3.E27.216.TR.TXM black - gold

built-up

5152.5.E27/.. - MOBY GLASS

~230V IP20 1,5 m 0,5 m 05.20.02 CE



pendant - with 3x Moby Ø250, 1x Moby Ø180 and 1x Moby Ø140 - 1,5m textile cable  
 Pendelleuchte - mit 3x Moby Ø250, 1x Moby Ø180 und 1x Moby Ø140 - 1,5m Textilkabel

**Lamp type**  
 5x A60 E27 max. 60W **A** - **E** 230V

**Dimensions**  
 Ø530xH1676 - Cable 1500  
 Ø370  
 Base - Ø400xH28  
 Glass - Ø250  
 Glass - Ø180  
 Glass - Ø140

**Materials**  
 aluminium 2M | 53

**Ref**  
 5152.5.E27.2M.BZ.TX2 black tex  
 5152.5.E27.2M.TR.TX2 black tex  
 5152.5.E27.2M.SG.TX2 black tex  
 5152.5.E27.53.BZ.TXJ bronze-brown  
 5152.5.E27.216.TR.TX2 black - gold  
 5152.5.E27.216.TR.TXM black - gold

built-up

5153.SH.3/.. - MOBY SH GLASS

~230V IP20 1,5 m 0,5 m 05.20.02 CE



pendant - with 2x Moby Ø180 and 1x Moby Ø250 - 1,5m textile cable  
 Pendelleuchte - mit 2x Moby Ø180 und 1x Moby Ø250 - 1,5m Textilkabel

**Lamp type**  
 3x A60 E27 max. 60W **A** - **E** 230V

**Dimensions**  
 Ø390xH1712 - Cable 1500  
 Ø220  
 Base - Ø250xH26  
 Glass - Ø250  
 Glass - Ø180

**Materials**  
 aluminium 2M | 53

**Ref**  
 5153.SH.3.2M.BZ.TX2 black tex  
 5153.SH.3.2M.TR.TX2 black tex  
 5153.SH.3.2M.SG.TX2 black tex  
 5153.SH.3.53.BZ.TXJ bronze-brown  
 5153.SH.3.216.TR.TX2 black - gold  
 5153.SH.3.216.TR.TXM black - gold

built-up

5153.SH.5/.. - MOBY SH GLASS

~230V IP20 1,5 m 0,5 m 05.20.02 CE



pendant - with 3x Moby Ø250, 1x Moby Ø180 and 1x Moby Ø140 - 1,5m textile cable  
 Pendelleuchte - mit 3x Moby Ø250, 1x Moby Ø180 und 1x Moby Ø140 - 1,5m Textilkabel

**Lamp type**  
 5x A60 E27 max. 60W **A** - **E** 230V

**Dimensions**  
 Ø530xH1676 - Cable 1500  
 Ø370  
 Base - Ø400xH28  
 Glass - Ø250  
 Glass - Ø180  
 Glass - Ø140

**Materials**  
 aluminium 2M | 53

**Ref**  
 5153.SH.5.2M.BZ.TX2 black tex  
 5153.SH.5.2M.TR.TX2 black tex  
 5153.SH.5.2M.SG.TX2 black tex  
 5153.SH.5.53.BZ.TXJ bronze-brown  
 5153.SH.5.216.TR.TX2 black - gold  
 5153.SH.5.216.TR.TXM black - gold

built-up

5154.4.E27/.. - MOBY GLASS MIX

~230V IP20 1,5 m 0,5 m 05.20.02 CE



pendant - combination 4x Moby - 1,5m textile cable  
 Pendelleuchte - Kombination 4x Moby - 1,5m Textilkabel

**Lamp type**

4x A60 E27 max. 60W **A** - **E** 230V

**Dimensions**

Ø525xH1741 - Cable 1500

Ø370

Base - Ø400xH28

Glass - Ø200

Glass - Ø250

**Materials**

aluminium 2M

**Ref**

5154.4.E27.2M.TR.TX2 black tex

5154.4.E27.216.TR.TX2 black - gold

5154.4.E27.216.TR.TXM black - gold

built-up

5155.7.E27/.. - MOBY GLASS MIX

~230V IP20 1,5 m 0,5 m 05.20.02 CE



pendant - combination 7x Moby - 1,5m textile cable  
 Pendelleuchte - Kombination 7x Moby - 1,5m Textilkabel

**Lamp type**

4x A60 E27 max. 60W **A** - **E** 230V

**Dimensions**

Ø650xH1741 - Cable 1500

Ø350

Base - Ø500xH28

Glass - Ø250

Glass - Ø180

Glass - Ø140


**Materials**

aluminium COMBI

**Ref cat (LONG)**

5155.7.E27.COMBI combi

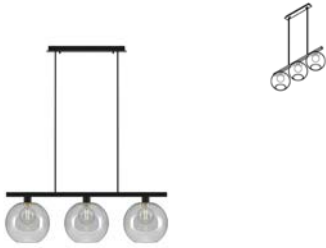
built-up





5156.3B.E27/.. - MOBY GLASS

~230V IP20 0,8 m 0,5 m 05.20.02 CE



pendant with swivel - rod can be shortened - 3x Moby Ø180  
 Pendelleuchte mit Kugelgelenk - kürzbare Stange - 3x Moby Ø180

Lamp type

3x A60 E27 max. 60W **A** - **E** 230V

Dimensions

L1000xB250xH1100 - Bar 800

L450xB60xH30

Glass - Ø250

Base - L1000

Materials

aluminium 1M | 2M | 53

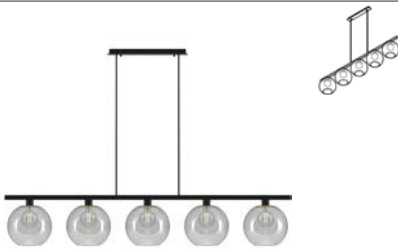
Ref

5156.3B.E27.1M.BZ	white tex
5156.3B.E27.1M.TR	white tex
5156.3B.E27.1M.SG	white tex
5156.3B.E27.2M.BZ	black tex
5156.3B.E27.2M.TR	black tex
5156.3B.E27.2M.SG	black tex
5156.3B.E27.53.BZ	bronze-brown

built-up

5156.5B.E27/.. - MOBY GLASS

~230V IP20 0,8 m 0,5 m 05.20.02 CE



pendant with swivel - rod can be shortened - 5x Moby Ø180  
 Pendelleuchte mit Kugelgelenk - kürzbare Stange - 5x Moby Ø180

Lamp type

3x A60 E27 max. 60W **A** - **E** 230V

Dimensions

L1600xB250xH1100 - Bar 800

L450xB60xH30

Glass - Ø200

Base - L1600

Materials

aluminium 1M | 2M | 53

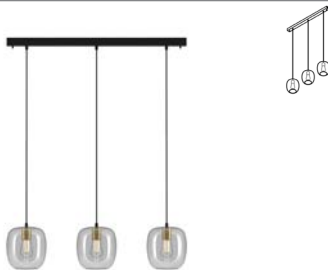
Ref

5156.5B.E27.1M.BZ	white tex
5156.5B.E27.1M.TR	white tex
5156.5B.E27.1M.SG	white tex
5156.5B.E27.2M.BZ	black tex
5156.5B.E27.2M.TR	black tex
5156.5B.E27.2M.SG	black tex
5156.5B.E27.53.BZ	bronze-brown

built-up

5162.3E/.. - MOBY GLASS

~230V IP20 1,5 m 0,5 m 05.20.02 CE



pendant - with 3x Moby - 1,5m textile cable  
 Pendelleuchte - mit 3x Moby - 1,5m Textilkabel

Lamp type

3x A60 E27 max. 60W **A** - **E** 230V

Dimensions

L900xB200xH1755 - Cable 1500

Glass - Ø200xH215

Base - L900xB50xH40

Materials

aluminium 1M | 2M  
 brass 16

Ref

5162.3E.1M.TR.TX1	white tex
5162.3E.1M.ST.TX1	white tex
5162.3E.2M.TR.TX2	black tex
5162.3E.2M.ST.TX2	black tex
5162.3E.16.TR.TXM	satin gold
5162.3E.216.TR.TX2	black - gold
5162.3E.216.TR.TXM	black - gold

built-up

5157.2E.3M/.. - MOBY GLASS

~230V IP20 1,5 m 0,5 m 05.20.50 CE



built-up

pendant - combination 2x Moby and 3x Mero - 1,5m textile cable  
 Pendelleuchte - Kombination 2x Moby und 3x Mero - 1,5m Textilkabel

Lamp type

2x A60 E27 max. 60W **A** - **E** 230V  
 3x LED AC 700lm CRI92 max. 9,5W **A+** 230V

Dimensions

L1400xB250xH1755 - Cable 1500  
 Base - L1400xB50xH40  
 Glass - Ø200  
 Tube - Ø60xH300

Materials

aluminium 1M | 2M  
 brass 16

Ref cat (LONG)

5157.2E.3M.1M.TR.TX1 white tex  
 5157.2E.3M.1M.ST.TX1 white tex  
 5157.2E.3M.2M.TR.TX2 black tex  
 5157.2E.3M.2M.ST.TX2 black tex  
 5157.2E.3M.16.TR.TXM satin gold  
 5157.2E.3M.216.TR.TX2 black - gold  
 5157.2E.3M.216.TR.TXM black - gold

5158.2C.3M/.. - MOBY GLASS

~230V IP20 1,5 m 0,5 m 05.20.50 CE



built-up

pendant - combination 2x Moby and 3x Mero - 1,5m textile cable  
 Pendelleuchte - Kombination 2x Moby und 3x Mero - 1,5m Textilkabel

Lamp type

2x A60 E27 max. 60W **A** - **E** 230V  
 3x LED AC 700lm CRI92 max. 9,5W **A+** 230V

Dimensions

L1400xB250xH1755 - Cable 1500  
 Base - L1400xB50xH40  
 Glass - Ø250  
 Glass - Ø180

Materials

aluminium 1M | 2M  
 brass 16

Ref

5158.2C.3M.1M.TR.TX1 white tex  
 5158.2C.3M.1M.ST.TX1 white tex  
 5158.2C.3M.2M.TR.TX2 black tex  
 5158.2C.3M.2M.ST.TX2 black tex  
 5158.2C.3M.16.TR.TXM satin gold  
 5158.2C.3M.216.TR.TX2 black - gold  
 5158.2C.3M.216.TR.TXM black - gold

5159.2B.3C/.. - MOBY GLASS

~230V IP20 1,5 m 0,5 m 05.20.02 CE



built-up

pendant - with 3x Moby Ø250 and 2x Moby Ø180 - 1,5m textile cable  
 Pendelleuchte - mit 3x Moby Ø250 und 2x Moby Ø180 - 1,5m Textilkabel

Lamp type

5x A60 E27 max. 60W **A** - **E** 230V

Dimensions

L1400xB250xH1755 - Cable 1500  
 Base - L1400xB50xH40  
 Glass - Ø250  
 Tube - Ø60xH300

Materials

aluminium 1M | 2M | 53  
 brass 16

Ref cat (LONG)

5159.2B.3C.1M.BZ.TX1 white tex  
 5159.2B.3C.1M.TR.TX1 white tex  
 5159.2B.3C.1M.SG.TX1 white tex  
 5159.2B.3C.2M.BZ.TX2 black tex  
 5159.2B.3C.2M.TR.TX2 black tex  
 5159.2B.3C.2M.SG.TX2 black tex  
 5159.2B.3C.16.TR.TXM satin gold  
 5159.2B.3C.53.BZ.TXJ bronze-brown  
 5159.2B.3C.216.TR.TX2 black - gold  
 5159.2B.3C.216.TR.TXM black - gold



1507.5.E27/.. - CLEO - M12

~230V  IP20      1 m  4,7000  0,5 m  05.20.02 




pendant - fixed  
Pendelleuchte - fest

Lamp type

 5x A60 E27 max. 10,5W  -  230V

Dimensions

 B820xH1150 - Bar 1000

 Ø125xH25

Glass - Ø180

Materials

aluminium 1M | 2M  
brass 16

Ref

1507.5.E27.1M.TR	white tex
1507.5.E27.1M.16.TR	white tex
1507.5.E27.2M.SG	black tex
1507.5.E27.2M.TR	black tex
1507.5.E27.2M.16.SG	black tex
1507.5.E27.2M.16.TR	black tex
1507.5.E27.16.SG	satin gold

built-up  
other colors of glass on request  
andere Glasfarben auf Anfrage

1512/.. - CLEO - M12

~230V  IP20     0,1 m  1,3000  0,5 m  05.20.02 




pendant - round - fixed  
Pendelleuchte - rund - fest

Lamp type

 3x G95 E27 max. 10,5W  -  230V

Dimensions

 L300xB580xH440 - Bar 100

Materials

aluminium 1M | 2M

Ref

1512.1M	white tex
1512.1M.16	white tex
1512.2M	black tex
1512.2M.16	black tex

built-up

1513/.. - CLEO - M12

~230V  IP20     0,5 m  05.20.02 




pendant - fixed  
Pendelleuchte - fest

Lamp type

 4x G95 E27 max. 10,5W  -  230V

Dimensions

 L280xB280xH820

Materials

aluminium 1M | 2M

Ref

1513.1M	white tex
1513.1M.16	white tex
1513.2M	black tex
1513.2M.16	black tex

built-up

1514/.. - CLEO - B3

~230V



IP20



0,8 m



0,5 m



pendant with swivel and built-up base - fixed  
 Pendelleuchte mit Kugelgelenk und Aufbaurosette - fest

**Lamp type**

2x G95 E27 max. 10,5W **A** - **E** 230V

**Dimensions**

B7000xH1000 - Bar 800

Ø60xH25

**Materials**

aluminium 1M | 2M

**Ref cat (LONG)**

1514.1M	white tex
1514.1M.16	white tex
1514.2M	black tex
1514.2M.16	black tex

built-up

1515/.. - CLEO - B3

~230V



IP20



0,8 m



0,5 m



pendant with swivel and built-up base - fixed  
 Pendelleuchte mit Kugelgelenk und Aufbaurosette - fest

**Lamp type**

2x G80 E27 max. 40W **A** - **E** 230V

**Dimensions**

B900xH1000 - Bar 800

Glass - Ø250


**Materials**

aluminium 1M | 2M

**Ref**

1515.1M.TR	white tex
1515.1M.16.TR	white tex
1515.2M.SG	black tex
1515.2M.TR	black tex
1515.2M.16.SG	black tex
1515.2M.16.TR	black tex

built-up  
 other colours of glass on request  
 andere glasfarben auf anfrage



1509/.. - CLEO - M12

~230V



IP20



0,1 m



1,0500



0,5 m



05.20.02



pendant - directional - asymmetric  
 Pendelleuchte - schwenkbar - asymmetrisch

Lamp type

2x G95 E27 max. 10,5W **A+** - **E** 230V

Dimensions

B830xH180 - Bar 100

Materials

aluminium 1M | 2M

Ref

1509.1M	white tex
1509.1M.16	white tex
1509.2M	black tex
1509.2M.16	black tex

built-up

1508/.. - CLEO - M12

~230V



IP20



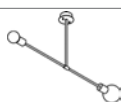
0,8 m



0,5 m



05.20.02



pendant - fixed - asymmetric  
 Pendelleuchte - fest - asymmetrisch

Lamp type

2x G95 E27 max. 10,5W **A+** - **E** 230V

Dimensions

B110xH86 - Bar 800

Ø60xH25

Materials

aluminium 1M | 2M

Ref

1508.1M	white tex
1508.1M.16	white tex
1508.2M	black tex
1508.2M.16	black tex

built-up



5550.E27/.. - SHAKE METAL

~230V IP20 1,5 m 0,5 m 05.20.02 CE



pendant - down - with 1,5m textile cable and strain relief on lampholder's side  
 Pendelleuchte - down - mit 1,5m Textilkabel und Zugentlastung an Fassung

**Lamp type**  
 1x A60 E27 max. 12W **A** - **E** 230V  
 or 1x ST64 E27 max. 40W **A** - **E** 230V

**Dimensions**  
 Ø180xH300 - Cable 1500

**Materials**  
 aluminium 14 | 1M | 29 | 47 | 49 | 141 | 142  
 aluminium / red copper 281 | 282  
 brass 16  
 red copper 28

**Ref**

5550.E27.141.TX1	alu - white
5550.E27.142.TX2	alu - black
5550.E27.1M.2M.TX2	white tex
5550.E27.1M.TX1	white tex
5550.E27.14.TX11	alu satin
5550.E27.16.TXM	satin gold
5550.E27.29.TX2	black - gold in
5550.E27.28.TXRK	rosé
5550.E27.47.TX2	black - white in
5550.E27.49.TX1	white - gold in
5550.E27.282.TX2	RC - black
5550.E27.281.TX1	RC - white
5550.E27.216.TX2	black - gold

built-up

5548.LED/.. - SHAKE METAL

~230V IP20 1,5 m 0,5 m 05.20.50 CE



pendant - down - with 1,5m textile cable and strain relief on lampholder's side  
 Pendelleuchte - down - mit 1,5m Textilkabel und Zugentlastung an Fassung

**Lamp type**  
 1x LED 630lm CRI90 max. 6W 230V

**Dimensions**  
 Ø180xH300 38° reflector - Cable 1500

**Ref**

5548.LED.141.TX1	NW   WW
5548.LED.142.TX2	NW   WW
5548.LED.1M.TX1	NW   WW
5548.LED.14.TX11	NW   WW
5548.LED.16.TXM	NW   WW
5548.LED.29.TX2	NW   WW
5548.LED.28.TXRK	NW   WW
5548.LED.47.TX2	NW   WW
5548.LED.49.TX1	NW   WW
5548.LED.282.TX2	NW   WW
5548.LED.281.TX1	NW   WW
5548.LED.216.TX2	NW   WW

built-up

5553.E27/.. - SHAKE METAL

~230V IP20 1,5 m 0,5 m 05.20.02 CE



pendant - down - with 1,5m textile cable and strain relief on lampholder's side  
 Pendelleuchte - down - mit 1,5m Textilkabel und Zugentlastung an Fassung

**Lamp type**  
 1x A60 E27 max. 12W **A** - **E** 230V


**Dimensions**  
 Ø165xH230 - Cable 1500

**Materials**  
 aluminium 14 | 1M | 29 | 47 | 49 | 141 | 142  
 aluminium / red copper 281 | 282  
 brass 16  
 red copper 28

**Ref**

5553.E27.141.TX1	alu - white
5553.E27.142.TX2	alu - black
5553.E27.1M.2M.TX2	white tex
5553.E27.1M.TX1	white tex
5553.E27.14.TX11	alu satin
5553.E27.16.TXM	satin gold
5553.E27.29.TX2	black - gold in
5553.E27.28.TXRK	rosé
5553.E27.47.TX2	black - white in
5553.E27.49.TX2	white - gold in
5553.E27.282.TX2	RC - black
5553.E27.281.TX1	RC - white
5553.E27.216.TX2	black - gold

built-up





5549.LED/.. - SHAKE METAL

~230V



IP20



1,5 m



0,5 m



05.20.50



pendant - down - with 1,5m textile cable and strain relief on lampholder's side  
 Pendelleuchte - down - mit 1,5m Textilkabel und Zugentlastung an Fassung

Lamp type

1x LED 630lm CRI90 max. 6W 230V

Dimensions

Ø165xH230 38° reflector - Cable 1500

Ref

5549.LED.141.TX1	NW   WW
5549.LED.142.TX2	NW   WW
5549.LED.1M.TX1	NW   WW
5549.LED.14.TX11	NW   WW
5549.LED.16.TXM	NW   WW
5549.LED.29.TX2	NW   WW
5549.LED.28.TXRK	NW   WW
5549.LED.47.TX2	NW   WW
5549.LED.49.TX1	NW   WW
5549.LED.282.TX2	NW   WW
5549.LED.281.TX1	NW   WW
5549.LED.216.TX2	NW   WW

built-up

<b>47</b> 2M + 1M INSIDE	<b>2M</b> TEXTURE BLACK	<b>1M</b> TEXTURE WHITE
<b>14</b> ALUMINIUM	<b>142</b> 14 + 2M	<b>214</b> 2M + 14
<b>16</b> BRASS	<b>162</b> 16 + 2M	<b>216</b> 2M + 16
<b>28</b> RED COPPER	<b>282</b> 28 + 2M	<b>228</b> 2M + 28
<b>45</b> SUN GOLD	<b>29</b> 2M + 45 INSIDE	<b>49</b> 1M + 45 INSIDE
		<b>141</b> 14 + 1M
		<b>161</b> 16 + 1M
		<b>281</b> 28 + 1M
		<b>114</b> 1M + 14
		<b>116</b> 1M + 16
		<b>128</b> 1M + 28

5551.E27/.. - SHAKE METAL

~230V IP20 1,5 m 0,5 m 05.20.02 CE



built-up

pendant - down - with 1,5m textile cable and strain relief on lampholder's side  
 Pendelleuchte - down - mit 1,5m Textilkabel und Zugentlastung an Fassung

**Lamp type**  
 1x A60 E27 max. 12W **A** - **E** 230V

**Dimensions**  
 Ø165xH155 - Cable 1500

**Materials**  
 aluminium 14 | 1M | 29 | 2M | 47 | 49  
 brass 16  
 red copper 28

Ref	
5551.E27.1M.TX1	white tex
5551.E27.2M.TX2	black tex
5551.E27.14.TX11	alu satin
5551.E27.16.TXM	satin gold
5551.E27.29.TX2	black - gold in
5551.E27.28.TXRK	rosé
5551.E27.47.TX2	black - white in
5551.E27.49.TX1	white - gold in

5567.LED/.. - SHAKE LED

~230V IP20 LED C 1,5 m 0,5 m 05.20.50 CE



built-up

pendant - down - with 1,5m textile cable and strain relief on lampholder's side  
 Pendelleuchte - down - mit 1,5m Textilkabel und Zugentlastung an Fassung

**Lamp type**  
 1x LED 630lm CRI90 max. 6W 230V

**Dimensions**  
 Ø165xH155 - Cable 1500

Ref	
5567.LED.1M.TX1	NW
5567.LED.2M.TX2	NW
5567.LED.14.TX11	NW
5567.LED.16.TXM	NW
5567.LED.29.TX2	NW
5567.LED.28.TXRK	NW
5567.LED.47.TX2	NW
5567.LED.49.TX1	NW

5552.E27/.. - SHAKE METAL

~230V IP20 1,5 m 0,5 m 05.20.02 CE



built-up

pendant - down - with 1,5m textile cable and strain relief on lampholder's side  
 Pendelleuchte - down - mit 1,5m Textilkabel und Zugentlastung an Fassung

**Lamp type**  
 1x A60 E27 max. 12W **A** - **E** 230V  
 or 1x ST64 E27 max. 40W **A** - **E** 230V

**Dimensions**  
 Ø180xH225 - Cable 1500

**Materials**  
 aluminium 14 | 1M | 29 | 2M | 47 | 49  
 brass 16  
 red copper 28

Ref	
5552.E27.1M.TX1	white tex
5552.E27.2M.TX2	black tex
5552.E27.14.TX11	alu satin
5552.E27.16.TXM	satin gold
5552.E27.29.TX2	black - gold in
5552.E27.28.TXRK	rosé
5552.E27.47.TX2	black - white in
5552.E27.49.TX1	white - gold in

5568.LED/.. - SHAKE LED

~230V IP20 LED C 1,5 m 0,5 m 05.20.50 CE



built-up

pendant - down - with 1,5m textile cable and strain relief on lampholder's side  
 Pendelleuchte - down - mit 1,5m Textilkabel und Zugentlastung an Fassung

**Lamp type**  
 1x LED 630lm CRI90 max. 6W 230V

**Dimensions**  
 Ø180xH225 - Cable 1500

Ref	
5568.LED.1M.TX1	NW
5568.LED.2M.TX2	NW
5568.LED.14.TX11	NW
5568.LED.16.TXM	NW
5568.LED.29.TX2	NW
5568.LED.28.TXRK	NW
5568.LED.47.TX2	NW
5568.LED.49.TX1	NW

5555.E27/.. - SHAKE GLASS

~230V IP20 1,5 m 0,5 m 05.20.02 CE



pendant - down - with 1,5m cable - with glass  
 Pendelleuchte - down - mit 1,5m Kabel - mit Glas

Lamp type

1x A60 E27 max. 12W **A** - **E** 230V  
 or 1x ST64 E27 max. 40W **A** - **E** 230V

Dimensions

Ø180xH300 - Cable 1500

Materials

aluminium 14 | 1M | 2M  
 brass 16  
 red copper 28

Ref

5555.E27.1M.TR.TX1 white tex  
 5555.E27.1M.ST.TX1 white tex  
 5555.E27.2M.TR.TX2 black tex  
 5555.E27.2M.ST.TX2 black tex  
 5555.E27.14.TR.TX11 alu satin  
 5555.E27.14.ST.TX11 alu satin  
 5555.E27.16.TR.TXM satin gold  
 5555.E27.16.ST.TXM satin gold  
 5555.E27.28.TR.TXRK rosé  
 5555.E27.28.ST.TXRK rosé

built-up

5556.E27/.. - SHAKE GLASS

~230V IP20 1,5 m 0,5 m 05.20.02 CE



pendant - down - with 1,5m cable - with glass  
 Pendelleuchte - down - mit 1,5m Kabel - mit Glas

Lamp type

1x A60 E27 max. 12W **A** - **E** 230V

Dimensions

Ø165xH155 - Cable 1500

Materials

glass ST | TR

Ref

5556.E27.TR.1M.TX1 transparent  
 5556.E27.TR.2M.TX2 transparent  
 5556.E27.TR.14.TX11 transparent  
 5556.E27.TR.16.TXM transparent  
 5556.E27.TR.28.TXRK transparent  
 5556.E27.ST.1M.TX1 steel  
 5556.E27.ST.2M.TX2 steel  
 5556.E27.ST.14.TX11 steel  
 5556.E27.ST.16.TXM steel  
 5556.E27.ST.28.TXRK steel

built-up

5557.E27/.. - SHAKE GLASS

~230V IP20 1,5 m 0,5 m 05.20.02 CE



pendant - down - with 1,5m cable - with glass  
 Pendelleuchte - down - mit 1,5m Kabel - mit Glas

Lamp type

1x A60 E27 max. 12W **A** - **E** 230V  
 or 1x ST64 E27 max. 40W **A** - **E** 230V

Dimensions

Ø180xH225 - Cable 1500

Materials

glass ST | TR

Ref

5557.E27.TR.1M.TX1 transparent  
 5557.E27.TR.2M.TX2 transparent  
 5557.E27.TR.14.TX11 transparent  
 5557.E27.TR.16.TXM transparent  
 5557.E27.TR.28.TXRK transparent  
 5557.E27.ST.1M.TX1 steel  
 5557.E27.ST.2M.TX2 steel  
 5557.E27.ST.14.TX11 steel  
 5557.E27.ST.16.TXM steel  
 5557.E27.ST.28.TXRK steel

built-up

5570.LED/.. - SHAKE 3 LED

~230V  IP20  1,5 m   



pendant - down - with 3x 1,5m textile cable on Juba base  
 Pendelleuchte - down - mit 3x 1,5m Textilkabel auf Basis Juba

**Lamp type**  
 3x LED 630lm CRI90 max. 6W 230V

**Dimensions**  
 L900xB180xH1763 - Cable 1500  
 Base - L900xB50xH40

Ref cat (LONG)	
5570.LED.1M.TX1	WW
5570.LED.2M.TX2	WW
5570.LED.16.TXM	WW
5570.LED.116.TX1	WW
5570.LED.216.TX2	WW
5570.LED.228.TX2	WW
5570.LED.128.TX1	WW
5570.LED.MIX16.TX2	WW
5570.LED.MIX28.TX2	WW

built-up

5571.LED/.. - SHAKE 3 LED

~230V  IP20  1,5 m   



pendant - down - with 3x 1,5m textile cable on Juba base  
 Pendelleuchte - down - mit 3x 1,5m Textilkabel auf Basis Juba

**Lamp type**  
 3x LED 630lm CRI90 max. 6W 230V

**Dimensions**  
 L900xB150xH1650 - Cable 1500  
 Base - L900xB50xH40

Ref	
5571.LED.1M.TX1	NW
5571.LED.2M.TX2	NW
5571.LED.16.TXM	NW
5571.LED.116.TX1	NW
5571.LED.216.TX2	NW
5571.LED.228.TX2	NW
5571.LED.128.TX1	NW

built-up

5572.LED/.. - SHAKE 3 LED

~230V  IP20  1,5 m   



pendant - down - with 3x 1,5m textile cable on Juba base  
 Pendelleuchte - down - mit 3x 1,5m Textilkabel auf Basis Juba





**Lamp type**  
 3x LED 630lm CRI90 max. 6W 230V

**Dimensions**  
 L900xB180xH1727 - Cable 1500  
 Base - L900xB50xH40

Ref	
5572.LED.1M.TX1	WW
5572.LED.2M.TX2	NW
5572.LED.16.TXM	WW
5572.LED.116.TX1	NW
5572.LED.216.TX2	NW
5572.LED.228.TX2	NW
5572.LED.128.TX1	WW

built-up


5573.LED/.. - SHAKE 3 LED

~230V  IP20  1,5 m  05.20.50 



pendant - down - with 3x 1,5m textile cable on base Rondo Box  
 Pendelleuchte - down - mit 3x 1,5m Textilkabel auf Basis Rondo Box

**Lamp type**

 3x LED 630lm CRI90 max. 6W 230V

**Dimensions**

↔ Ø350xH1715 - Cable 1500  
 Base - Ø350xH28

**Ref cat (LONG)**

5573.LED.1M.TX1	WW
5573.LED.2M.TX2	WW
5573.LED.16.TXM	WW
5573.LED.116.TX1	WW
5573.LED.216.TX2	WW
5573.LED.228.TX2	WW
5573.LED.128.TX1	WW
5573.LED.MIX16.TX2	WW
5573.LED.MIX28.TX2	WW

built-up


5574.LED/.. - SHAKE 5 LED

~230V  IP20  1,5 m  05.20.50 



pendant - down - with 5x 1,5m textile cable on base Juba  
 Pendelleuchte - down - mit 5x 1,5m Textilkabel auf Basis Juba

**Lamp type**

 5x LED 630lm CRI90 max. 6W 230V

**Dimensions**

↔ L1600xB180xH1790 - Cable 1500  
 Base - L1600xB50xD40

**Ref**

5574.LED.1M.TX1	WW
5574.LED.2M.TX2	WW
5574.LED.16.TXM	WW
5574.LED.116.TX1	WW
5574.LED.216.TX2	WW
5574.LED.228.TX2	WW
5574.LED.128.TX1	WW

built-up



5575.E27/.. - SHAKE 3 GLASS

~230V IP20 1,5 m 0,5 m 05.20.02 CE



pendant - down - with 3x 1,5m textile cable on Juba base  
 Pendelleuchte - down - mit 3x 1,5m Textilkabel auf Basis Juba

**Lamp type**

3x A60 E27 max. 10,5W **A** - **E** 230V  
 or 3x ST64 E27 max. 40W **A** - **E** 230V

**Dimensions**

L900xB180xH1800 - Cable 1500  
 Base - L900xB50xH40

**Materials**

aluminium 1M | 2M  
 aluminium / red copper 128 | 228  
 brass 16

**Ref**

5575.E27.1M.TR.TX1 white tex  
 5575.E27.1M.ST.TX1 white tex  
 5575.E27.2M.TR.TX2 black tex  
 5575.E27.2M.ST.TX2 black tex  
 5575.E27.16.TR.TXM satin gold  
 5575.E27.16.ST.TXM satin gold  
 5575.E27.116.TR.TX1 white - gold  
 5575.E27.116.ST.TX1 white - gold  
 5575.E27.216.TR.TX2 black - gold  
 5575.E27.216.ST.TX2 black - gold  
 5575.E27.228.TR.TX2 black - RC  
 5575.E27.228.ST.TX2 black - RC  
 5575.E27.128.TR.TX1 white - RC  
 5575.E27.128.ST.TX1 white - RC

built-up

5576.E27/.. - SHAKE 3 GLASS

~230V IP20 1,5 m 0,5 m 05.20.02 CE



pendant - down - with 3x 1,5m textile cable on Juba base  
 Pendelleuchte - down - mit 3x 1,5m Textilkabel auf Basis Juba

**Lamp type**

3x A60 E27 max. 10,5W **A** - **E** 230V

**Dimensions**

L900xB150xH1688 - Cable 1500  
 Base - L900xB50xH40

**Materials**

aluminium 1M | 2M  
 aluminium / red copper 128 | 228  
 brass 16


**Ref**

5576.E27.1M.TR.TX1 white tex  
 5576.E27.1M.ST.TX1 white tex  
 5576.E27.2M.TR.TX2 black tex  
 5576.E27.2M.ST.TX2 black tex  
 5576.E27.16.TR.TXM satin gold  
 5576.E27.16.ST.TXM satin gold  
 5576.E27.116.TR.TX1 white - gold  
 5576.E27.116.ST.TX1 white - gold  
 5576.E27.216.TR.TX2 black - gold  
 5576.E27.216.ST.TX2 black - gold  
 5576.E27.228.TR.TX2 black - RC  
 5576.E27.228.ST.TX2 black - RC  
 5576.E27.128.TR.TX1 white - RC  
 5576.E27.128.ST.TX1 white - RC

built-up

5577.E27/.. - SHAKE 3 GLASS

~230V IP20 1,5 m 0,5 m 05.20.02 CE



pendant - down - with 3x 1,5m textile cable on Juba base  
 Pendelleuchte - down - mit 3x 1,5m Textilkabel auf Basis Juba

**Lamp type**

3x A60 E27 max. 10,5W ▶ - ▶ 230V  
 or 3x ST64 E27 max. 40W ▶ - ▶ 230V

**Dimensions**

L900xB180xH1763 - Cable 1500  
 Base - L900xB50xH40

**Materials**

aluminium 1M | 2M  
 aluminium / red copper 128 | 228  
 brass 16

**Ref**

5577.E27.1M.TR.TX1 white tex  
 5577.E27.1M.ST.TX1 white tex  
 5577.E27.2M.TR.TX2 black tex  
 5577.E27.2M.ST.TX2 black tex  
 5577.E27.16.TR.TXM satin gold  
 5577.E27.16.ST.TXM satin gold  
 5577.E27.116.TR.TX1 white - gold  
 5577.E27.116.ST.TX1 white - gold  
 5577.E27.216.TR.TX2 black - gold  
 5577.E27.216.ST.TX2 black - gold  
 5577.E27.228.TR.TX2 black - RC  
 5577.E27.228.ST.TX2 black - RC  
 5577.E27.128.TR.TX1 white - RC  
 5577.E27.128.ST.TX1 white - RC

built-up



5578.E27/.. - SHAKE 3 GLASS

~230V IP20 1,5 m 0,5 m 05.20.02 CE



built-up

pendant - down - with 3x 1,5m textile cable on base Rondo Box  
 Pendelleuchte - down - mit 3x 1,5m Textilkabel auf Basis Rondo Box

Lamp type

3x A60 E27 max. 10,5W **A** - **E** 230V

or 3x ST64 E27 max. 40W **A** - **E** 230V

Dimensions

Ø350xH1715 - Cable 1500

Base - Ø350xH28

Materials

aluminium 1M | 2M

aluminium / red copper 128 | 228 | MIX28

Ref

- 5578.E27.1M.TR.TX1 white tex
- 5578.E27.1M.ST.TX1 white tex
- 5578.E27.2M.TR.TX2 black tex
- 5578.E27.2M.ST.TX2 black tex
- 5578.E27.116.TR.TX1 white - gold
- 5578.E27.116.ST.TX1 white - gold
- 5578.E27.216.TR.TX2 black - gold
- 5578.E27.216.ST.TX2 black - gold
- 5578.E27.228.TR.TX2 black - RC
- 5578.E27.228.ST.TX2 black - RC
- 5578.E27.128.TR.TX1 white - RC
- 5578.E27.128.ST.TX1 white - RC
- 5578.E27.MIX16.TR.TX2 mix gold - black
- 5578.E27.MIX28.ST.TX2 mix RC - black

5579.E27/.. - SHAKE 5 GLASS

~230V IP20 1,5 m 0,5 m 05.20.50 CE



built-up

pendant - down - with 5x 1,5m textile cable on base Juba  
 Pendelleuchte - down - mit 5x 1,5m Textilkabel auf Basis Juba

Lamp type

3x A60 E27 max. 10,5W **A** - **E** 230V

2x LED 630lm CRI90 max. 6W 230V

Dimensions

L1600xB180xH1800 - Cable 1500

Base - L1600xB50xH40

Materials

aluminium 1M | 2M



aluminium / red copper 128 | 228 | MIX28

Ref

- 5579.E27.1M.TR.TX1 white tex
- 5579.E27.1M.ST.TX1 white tex
- 5579.E27.2M.TR.TX2 black tex
- 5579.E27.2M.ST.TX2 black tex
- 5579.E27.116.TR.TX1 white - gold
- 5579.E27.116.ST.TX1 white - gold
- 5579.E27.216.TR.TX2 black - gold
- 5579.E27.216.ST.TX2 black - gold
- 5579.E27.228.TR.TX2 black - RC
- 5579.E27.228.ST.TX2 black - RC
- 5579.E27.128.TR.TX1 white - RC
- 5579.E27.128.ST.TX1 white - RC
- 5579.E27.MIX16.TR.TX2 mix gold - black
- 5579.E27.MIX16.ST.TX2 mix gold - black
- 5579.E27.MIX28.TR.TX2 mix RC - black
- 5579.E27.MIX28.ST.TX2 mix RC - black






5580.LED/.. - SHAKE 3 METAL

~230V  IP20  0,8 m   



pendant with swivel - rod can be shortened - down  
Pendelleuchte mit Kugelgelenk - kürzbare Stange - down

**Lamp type**  
 3x LED 630lm CRI90 max. 6W **230V**

**Dimensions**  
 L1600xB150xH965 - Bar 800  
 Base - L450xB60xH30

Ref	
5580.LED.1M	WW
5580.LED.2M	WW
5580.LED.14	WW
5580.LED.116	WW
5580.LED.216	WW
5580.LED.228	WW
5580.LED.128	WW
5580.LED.MIX16	WW
5580.LED.MIX28	WW


built-up



5581.LED/.. - SHAKE 5 METAL

~230V  IP20  0,8 m   



pendant with swivel - rod can be shortened - down  
Pendelleuchte mit Kugelgelenk - kürzbare Stange - down

**Lamp type**  
 5x LED 630lm CRI90 max. 6W **230V**

**Dimensions**  
 L1600xB150xH965 - Bar 800  
 L450xB60xH30

Ref	
5581.LED.1M	WW
5581.LED.2M	WW
5581.LED.14	WW
5581.LED.116	WW
5581.LED.216	WW
5581.LED.228	WW
5581.LED.128	WW
5581.LED.MIX16	WW
5581.LED.MIX28	WW



built-up



5582.E27/.. - SHAKE 3 GLASS

~230V  IP20   0,8 m   



pendant with swivel - rod can be shortened - down  
Pendelleuchte mit Kugelgelenk - kürzbare Stange - down

**Lamp type**  
 3x A60 E27 max. 60W  **230V**

**Dimensions**  
 L1000xB150xH1002 - Bar 800  
 L560xB60xH30  
 Glass - Ø150xH112


**Materials**  
 aluminium **1M | 2M**  
 aluminium / red copper **128 | 228**

Ref	
5582.E27.1M.TR	white tex
5582.E27.1M.ST	white tex
5582.E27.2M.TR	black tex
5582.E27.2M.ST	black tex
5582.E27.116.TR	white - gold
5582.E27.116.ST	white - gold
5582.E27.216.TR	black - gold
5582.E27.216.ST	black - gold
5582.E27.228.TR	black - RC
5582.E27.228.ST	black - RC
5582.E27.128.TR	white - RC
5582.E27.128.ST	white - RC



built-up


5583.E27/.. - SHAKE 5 GLASS

~230V  IP20   0,8 m   



pendant with swivel - rod can be shortened - down  
Pendelleuchte mit Kugelgelenk - kürzbare Stange - down

**Lamp type**  
 5x A60 E27 max. 60W  **230V**

**Dimensions**  
 L1600xB150xH1002 - Bar 800  
 Base - L450xB60xH30  
 Glass - Ø150xH112

**Materials**  
 aluminium **1M | 2M**  
 aluminium / red copper **128 | 228**

Ref	
5583.E27.1M.TR	white tex
5583.E27.1M.ST	white tex
5583.E27.2M.TR	black tex
5583.E27.2M.ST	black tex
5583.E27.116.TR	white - gold
5583.E27.116.ST	white - gold
5583.E27.216.TR	black - gold
5583.E27.216.ST	black - gold
5583.E27.228.TR	black - RC
5583.E27.228.ST	black - RC
5583.E27.128.TR	white - RC
5583.E27.128.ST	white - RC

built-up

5584.E27/.. - SHAKE 3 GLASS

~230V IP20 0,8 m 0,5 m 05.20.02 CE



built-up

pendant with swivel - rod can be shortened - down  
 Pendelleuchte mit Kugelgelenk - kürzbare Stange - down

Lamp type

3x A60 E27 max. 60W **A** - **E** 230V

Dimensions

L1000xB180xH1077 - Bar 800

L450xB60xH30

Glass - Ø180xH187

Materials

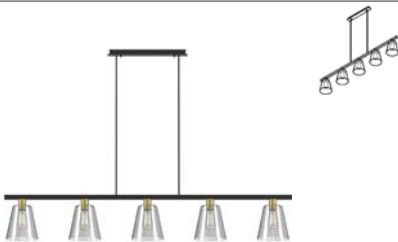
aluminium 1M | 2M  
 aluminium / red copper 128 | 228

Ref

5584.E27.1M.TR white tex  
 5584.E27.1M.ST white tex  
 5584.E27.2M.TR black tex  
 5584.E27.2M.ST black tex  
 5584.E27.116.TR white - gold  
 5584.E27.116.ST white - gold  
 5584.E27.216.TR black - gold  
 5584.E27.216.ST black - gold  
 5584.E27.228.TR black - RC  
 5584.E27.228.ST black - RC  
 5584.E27.128.TR white - RC  
 5584.E27.128.ST white - RC

5585.E27/.. - SHAKE 5 GLASS

~230V IP20 0,8 m 0,5 m 05.20.02 CE



built-up

pendant with swivel - rod can be shortened - down  
 Pendelleuchte mit Kugelgelenk - kürzbare Stange - down

Lamp type

5x A60 E27 max. 60W **A** - **E** 230V

Dimensions

L1600xB180xH1077 - Bar 800

Base - L450xB60xH30

Glass - Ø180xH187

Materials

aluminium 1M | 2M  
 aluminium / red copper 128 | 228

Ref

5585.E27.1M.TR white tex  
 5585.E27.1M.ST white tex  
 5585.E27.2M.TR black tex  
 5585.E27.2M.ST black tex  
 5585.E27.116.TR white - gold  
 5585.E27.116.ST white - gold  
 5585.E27.216.TR black - gold  
 5585.E27.216.ST black - gold  
 5585.E27.228.TR black - RC  
 5585.E27.228.ST black - RC  
 5585.E27.128.TR white - RC  
 5585.E27.128.ST white - RC



055B/.. - ROSETTE for textile cable - TX

~230V



IP20



built-up base - with strain relief for 1 textile cable  
 Aufbaurosette - mit Zugentlastung für 1 Textilkabel

**Dimensions**

Ø62xH30

**Materials**

aluminium	14   1M   2M
brass	4   13   16   23
red copper	28

**Ref**

055B.1M	white tex
055B.2M	black tex
055B.4	shiny gold
055B.13	bronze
055B.14	alu satin
055B.16	satin gold
055B.23	dark bronze
055B.28	rosé

built-up

054B/.. - ROSETTE for textile cable - TX

~230V



IP20



built-up base - built-up base with strain relief for 1 textile cable  
 Aufbaurosette - Aufbaurosette mit Zugentlastung für 1 Textilkabel

**Dimensions**

Ø64xH41

**Materials**

aluminium	14   1M   2M
brass	4   13   16   23
red copper	28

**Ref**

054B.1M	white tex
054B.2M	black tex
054B.4	shiny gold
054B.13	bronze
054B.14	alu satin
054B.16	satin gold
054B.23	dark bronze
054B.28	rosé

built-up





3407/.. - CLARA - TX

~230V



pendant - fixed - with 1,5m textile cable and strain relief on lampholder's side  
 Pendelleuchte - fest - mit 1,5m Textilkabel und Zugentlastung an Fassung

Lamp type

1x QPAR 51 GU10 max. 20W **A+** - **E** 230V

Dimensions

Ø75xH140 - Cable 1500

Materials

aluminium 14 | 1M | 29 | 2M | 47  
 red copper 28

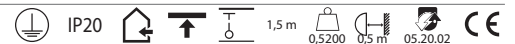
Ref

3407.1M.TX1	white tex
3407.2M.TX2	black tex
3407.2M.TX3	black tex
3407.14.TX2	alu satin
3407.28.TX2	rosé
3407.29.TX2	black - gold in
3407.29.TX3	black - gold in
3407.47.TX2	black - white in

built-up

3406/.. - CLARA - TX

~230V



pendant - fixed - with 1,5m textile cable and strain relief on lampholder's side  
 Pendelleuchte - fest - mit 1,5m Textilkabel und Zugentlastung an Fassung

Lamp type

1x D45 E27 max. 40W **A** - **E** 230V

Dimensions

Ø120xH160 - Cable 1500

Materials

aluminium 14 | 1M | 29 | 2M | 47  
 red copper 28 | 52

Ref

3406.1M.TX1	white tex
3406.2M.TX2	black tex
3406.2M.TX3	black tex
3406.14.TX2	alu satin
3406.28.TX2	rosé
3406.29.TX2	black - gold in
3406.29.TX3	black - gold in
3406.47.TX2	black - white in
3406.52.TX2	black out - RC in

built-up

3405/.. - CLARA XICATO - TX

~230V



pendant - fixed - with 1,5m textile cable and strain relief on lampholder's side - with LED driver  
 Pendelleuchte - fest - mit 1,5m Textilkabel und Zugentlastung an Fassung - mit Driver LED

Lamp type

1x Led 965lm CRI80 max. 6,6W **A** - **A+** 500mA

Dimensions

Ø120xH160 38° reflector - Cable 1500  
 Reflector - Ø111

Ref

3405.1M.TX1	NW   WW
3405.2M.TX2	NW   WW
3405.2M.TX3	NW   WW
3405.14.TX2	NW   WW
3405.28.TX2	NW   WW

built-up

3411/.. - CLARA - TX

~230V IP20 1,5 m 0,5 m 05.20.02 CE



pendant - fixed - with 1,5m textile cable and strain relief on lampholder's side  
 Pendelleuchte - fest - mit 1,5m Textilkabel und Zugentlastung an Fassung

Lamp type

1x A60 E27 max. 60W **A** - **E** 230V

Dimensions

Ø205xH265 - Cable 1500

Materials

aluminium 1M | 29 | 2M | 47

Ref

3411.1M.TX1	white tex
3411.2M.TX3	black tex
3411.29.TX3	black - gold in
3411.47.TX2	black - white in

built-up

3406.AR70/.. - CLARA - TX

~230V IP20 1,5 m 0,3700 0,5 m 05.20.02 CE



pendant - fixed - with 1,5m textile cable and strain relief on lampholder's side  
 Pendelleuchte - fest - mit 1,5m Textilkabel und Zugentlastung an Fassung

Lamp type

1x QPAR70 GU10 max. 7W **A** 230V

1x QPAR 51 GU10 max. 8W **A** - **E** 230V

Dimensions

Ø120xH160 - Cable 1500

Materials

aluminium 14 | 1M | 29 | 2M | 47  
 red copper 28 | 52

Ref

3406.AR70.1M.TX1	white tex
3406.AR70.2M.TX2	black tex
3406.AR70.2M.TX3	black tex
3406.AR70.14.TX2	alu satin
3406.AR70.28.TX2	rosé
3406.AR70.29.TX2	black - gold in
3406.AR70.29.TX3	black - gold in
3406.AR70.47.TX2	black - white in
3406.AR70.52.TX2	black out - RC in

built-up

3404/.. - CLARA - TX

~230V IP20 1,9300 0,5 m 05.20.02 CE



pendant - fixed - with 1,5m textile cable and strain relief on lampholder's side  
 Pendelleuchte - fest - mit 1,5m Textilkabel und Zugentlastung an Fassung

Lamp type

1x A60 E27 max. 60W **A** - **E** 230V

Dimensions

Ø250xH315 - Cable 1500

Materials

aluminium 1M | 29 | 2M | 47

Ref

3404.1M.TX1	white tex
3404.2M.TX2	black tex
3404.2M.TX3	black tex
3404.29.TX2	black - gold in
3404.29.TX3	black - gold in
3404.47.TX2	black - white in

built-up

033.B3.D8,3/.. - ROZET VOOR PENDEL - B3

III IP20    0.2300 



built-up base for pendant - round - with swivel B3  
 Aufbaubase für Pendelleuchte - rund - mit Kugelgelenk B3

**Dimensions**  
 ↔ Ø60xH40

**Materials**  
 aluminium 14 | 1M | 2M  
 brass 4 | 13 | 23

**Ref**  
 033.B3.D8.3.1M white tex  
 033.B3.D8.3.2M black tex  
 033.B3.D8.3.4 shiny gold  
 033.B3.D8.3.13 bronze  
 033.B3.D8.3.14 alu satin  
 033.B3.D8.3.23 dark bronze

built-up

020.B3/./.. - ROSETTE - M10-M8-M6-D8,3 - B3

III IP20    



built-up base - round - with swivel B3  
 Aufbaurosette - rund - mit Kugelgelenk B3

**Dimensions**  
 ↔ Ø54xH60

**Materials**  
 aluminium 1 | 2 | 11 | 14 | 1M | 2M  
 brass 4 | 13 | 16

Colour	020. B3.D8,3/..	020. B3.M10/..	020. B3.M6/..	020. B3.M8/..
	H	H	H	H
1				
1M				
2				
2M				
4				
11				
13				
14				
16				

built-up  
 for pendants only - not for spots  
 nur für Hängeleuchte - nicht für Aufbaustrahler



INDOOR | Ceiling UP | Pendants | CLARA

3407.B3/.. - CLARA - B3

~230V  IP20   0,8 m  0,5 m  05.20.02 



pendant with swivel - fixed  
Pendelleuchte mit Kugelgelenk - fest

**Lamp type**  
1x QPAR 51 GU10 max. 20W  -  **230V**

**Dimensions**  
Ø75xH140 - Bar 800

**Materials**  
aluminium 14 | 1M | 29 | 2M | 47  
red copper 28

Ref	
3407.B3.1M	white tex
3407.B3.2M	black tex
3407.B3.14	alu satin
3407.B3.28	rosé
3407.B3.29	black - gold in
3407.B3.47	black - white in

built-up

3406.AR70.B3/.. - CLARA - B3

~230V  IP20   0,8 m  0,5 m  05.20.02 



pendant with swivel - fixed  
Pendelleuchte mit Kugelgelenk - fest

**Lamp type**  
1x QPAR70 GU10 max. 8W  **230V**

1x QPAR 51 GU10 max. 8W  -  **230V**

**Dimensions**  
Ø120xH160 - Bar 800

**Materials**  
aluminium 14 | 1M | 29 | 2M | 47 | 49  
red copper 28 | 52

Ref	
3406.AR70.B3.1M	white tex
3406.AR70.B3.2M	black tex
3406.AR70.B3.14	alu satin
3406.AR70.B3.28	rosé
3406.AR70.B3.29	black - gold in
3406.AR70.B3.47	black - white in
3406.AR70.B3.49	white - gold in
3406.AR70.B3.52	black out - RC in

built-up

3406.B3/.. - CLARA - B3

~230V  IP20   0,8 m  0,5 m  05.20.02 



pendant with swivel - fixed  
Pendelleuchte mit Kugelgelenk - fest

**Lamp type**  
1x D45 E27 max. 40W  -  **230V**

**Dimensions**  
Ø120xH160 - Bar 800

**Materials**  
aluminium 14 | 1M | 29 | 2M | 47 | 49  
red copper 28 | 52

Ref	
3406.B3.1M	white tex
3406.B3.2M	black tex
3406.B3.14	alu satin
3406.B3.28	rosé
3406.B3.29	black - gold in
3406.B3.47	black - white in
3406.B3.49	white - gold in
3406.B3.52	black out - RC in



built-up

3405.B3/.. - CLARA XICATO - B3

~230V   IP20   0,8 m  0,6800  0,5 m  05.20.50 



pendant with swivel - fixed - with LED driver  
Pendelleuchte mit Kugelgelenk - fest - mit Driver LED

**Lamp type**  
1x Led 965lm CRI80 max. 6,6W  -  **500mA**

**Dimensions**  
Ø120xH160  $\angle$  38° reflector - Bar 800  
Reflector - Ø111

Ref	
3405.B3.1M	NW   WW
3405.B3.2M	NW   WW
3405.B3.14	NW   WW
3405.B3.28	NW   WW

built-up





INDOOR | Ceiling UP | Pendants | CLARA

3411.B3/.. - CLARA - B3

~230V



IP20



0,8 m



0,7400



0,5 m



05.20.02



pendant with swivel - fixed  
Pendelleuchte mit Kugelgelenk - fest

Lamp type

1x A60 E27 max. 60W A E 230V

Dimensions

Ø205xH265 - Bar 800

Materials

aluminium 1M | 29 | 2M | 47

Ref

3411.B3.1M	white tex
3411.B3.2M	black tex
3411.B3.29	black - gold in
3411.B3.47	black - white in

built-up

3404.B3/.. - CLARA - B3

~230V



IP20



0,8 m



0,5 m



05.20.02



pendant with swivel - fixed  
Pendelleuchte mit Kugelgelenk - fest

Lamp type

1x A60 E27 max. 60W A E 230V

Dimensions

Ø250xH315 - Bar 800

Materials

aluminium 1M | 29 | 2M | 47

Ref

3404.B3.1M	white tex
3404.B3.2M	black tex
3404.B3.29	black - gold in
3404.B3.47	black - white in

built-up



All M10 spotlights and pendants can be combined with bases (built-in & built-up) and Juba bases as preferred.

Alle M10 Aufbaustrahler und Pendelleuchten können mit Rosetten (In- & Aufbau) und Juba Basen nach Wahl kombiniert werden.

7701.B3/.. - CAPA - B3

~230V



IP20



0,8 m



0,1500



1 m



05.20.02



pendant with swivel - rod can be shortened  
Pendelleuchte mit Kugelgelenk - kürzbare Stange

Lamp type

1x QPAR 51 GU10 max. 20W A+ - E 230V

Dimensions

Ø32xH40 - Bar 800

Materials

aluminium 14 | 1M | 2M | 11M

Ref

7701.B3.1M	white tex
7701.B3.2M	black tex
7701.B3.11M	grey tex
7701.B3.14	alu satin

built-up

5051.B3/.. - CAPA X - B3

~230V



IP20



0,8 m



0,5 m



05.20.02



pendant with swivel - rod can be shortened  
Pendelleuchte mit Kugelgelenk - kürzbare Stange

Lamp type

1x QPAR 51 GU10 max. 20W A+ - E 230V

Dimensions

Ø54xH84 - Bar 800

Materials

aluminium 1M | 2M | 46

Ref

5051.B3.1M	white tex
5051.B3.2M	black tex
5051.B3.46	grey-brown

built-up

5051.M10/.. - CAPA X - M10

~230V



IP20



0,8 m



0,5 m



05.20.02



pendant with swivel - rod can be shortened  
Pendelleuchte mit Kugelgelenk - kürzbare Stange

Lamp type

1x QPAR 51 GU10 max. 20W A+ - E 230V

Dimensions

Ø54xH84 - 800

Materials

aluminium 1M | 2M | 46

Ref

5051.M10.1M	white tex
5051.M10.2M	black tex
5051.M10.46	grey-brown

built-up

5052/.. - TONDO - B3

~230V



IP20



0,8 m



0,5 m



05.20.02



pendant with swivel - rod can be shortened  
Pendelleuchte mit Kugelgelenk - kürzbare Stange

Lamp type

1x QPAR 51 GU10 max. 20W A+ - E 230V

Dimensions

Ø75xH97 - Bar 800

Materials

aluminium 1M | 2M | 46

Ref

5052.1M	white tex
5052.2M	black tex
5052.46	grey-brown



built-up


1423/.. - TALLY - B3

~230V   IP20   0,8 m   



pendant with swivel - fixed - down - with LED driver  
 Pendelleuchte mit Kugelgelenk - fest - down - mit Driver LED

**Lamp type**  
 3x led 467lm CRI80 max. 3,8W  -  350mA

**Dimensions**  
 B450xH910xD45  48 - Bar 800  
 B400xH40xD40

Ref	
1423.2M	NW   WW
1423.29	NW   WW
1423.47	NW   WW
1423.1M.16	NW   WW
1423.2M.16	NW   WW

built-up




1425/.. - TALLY - B3

~230V   IP20   0,8 m   



pendant with swivel - fixed - down - with LED driver  
 Pendelleuchte mit Kugelgelenk - fest - down - mit Driver LED

**Lamp type**  
 5x led 467lm CRI80 max. 3,8W  -  350mA

**Dimensions**  
 B790xH910xD45  48 - Bar 800  
 B400xH40xD40

Ref	
1425.2M	NW   WW
1425.29	NW   WW
1425.47	NW   WW
1425.1M.16	NW   WW
1425.2M.16	NW   WW

built-up




1427/.. - TALLY - B3

~230V   IP20   0,8 m   



pendant with swivel - fixed - down - with LED driver  
 Pendelleuchte mit Kugelgelenk - fest - down - mit Driver LED

**Lamp type**  
 7x led 467lm CRI80 max. 3,8W  -  350mA

**Dimensions**  
 B1130xH910xD45  48 - Bar 800  
 B400xH40xD40

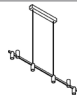
Ref	
1427.2M	NW   WW
1427.29	NW   WW
1427.47	NW   WW
1427.1M.16	NW   WW
1427.2M.16	NW   WW

built-up



1350/.. - TALLY - B3

~230V



pendant with swivel - fixed - down/up - with LED driver  
 Pendelleuchte mit Kugelgelenk - fest - down/up - mit Driver LED

Lamp type

6x led 467lm CRI80 max. 3,8W A+ - A+ 350mA

Dimensions

B1130xH910xD45  $\wedge$  48 - Bar 800

B400xH40xD40

Ref

1350.2M	NW   WW
1350.29	NW   WW
1350.47	NW   WW
1350.1M.16	NW   WW
1350.2M.16	NW   WW

built-up

1353/.. - TALLY - TX

=350mA



suspension with textile cable - fixed - down/up - without LED driver  
 pendelleuchte mit Textilkabel - fest - down/up - ohne Driver LED

Lamp type

5x led 467lm CRI80 max. 3,8W A+ - A+ 350mA

Dimensions

B790xH715xD60  $\wedge$  48 - Cable 1000

Base - Ø60xH25

Ref

1353.1M.16.TX2	TX2   TX2
1353.2M.16.TX2	TX2   TX2
1353.2M.TX2	NW   WW
1353.29.TX2	NW   WW
1353.47.TX2	NW   WW

built-up



4026.B3/.. - GUILIA A - B3

~12V 0,8 m



pendant with swivel - rod can be shortened - without transformer  
 Pendelleuchte mit Kugelgelenk - kürzbare Stange - ohne Trafo

**Lamp type**

1x QT12 GY6,35 max. 35W - 12V  
 or 1x QT9-ax G4 max. 20W - 12V

**Dimensions**

Ø60xH800 - Bar 800  
 Glass - Ø60xH120

**Materials**

aluminium 14 | 1M | 2M  
 brass 16 | 23

**Ref**

4026.B3.1M white tex  
 4026.B3.2M black tex  
 4026.B3.14 alu satin  
 4026.B3.16 satin gold  
 4026.B3.23 dark bronze

built-up

4026.G9.B3/.. - GUILIA A - G9 - B3

~230V IP20 0,8 m



pendant with swivel - rod can be shortened  
 Pendelleuchte mit Kugelgelenk - kürzbare Stange

**Lamp type**

1x QT14 G9 max. 25W - 230V

**Dimensions**

Ø60xH800 - 800  
 Glass - Ø60xH120

**Materials**

aluminium 14 | 1M | 2M  
 brass 16 | 23

**Ref**

4026.G9.B3.1M white tex  
 4026.G9.B3.2M black tex  
 4026.G9.B3.14 alu satin  
 4026.G9.B3.16 satin gold  
 4026.G9.B3.23 dark bronze

built-up

R1029/.. - GUILIA A spare glass

IP20



spare glass  
 Ersatzglas  
 Glass - Ø60xH120

**Ref**

R1029

rod not included  
 Stange nicht einbegriffen



4027.B3/.. - GUILIA B - B3

~12V



pendant with swivel - rod can be shortened - without transformer  
 Pendelleuchte mit Kugelgelenk - kürzbare Stange - ohne Trafo

**Lamp type**

1x QT12 GY6,35 max. 35W - 12V

**Dimensions**

Ø60xH800 - Bar 800  
 Glass - Ø60xH120

**Materials**

aluminium 14 | 1M | 2M  
 brass 16 | 23

**Ref**

4027.B3.1M white tex  
 4027.B3.2M black tex  
 4027.B3.14 alu satin  
 4027.B3.16 satin gold  
 4027.B3.23 dark bronze

built-up

4027.G9.B3/.. - GUILIA B - G9 - B3

~230V IP20



pendant with swivel - rod can be shortened  
 Pendelleuchte mit Kugelgelenk - kürzbare Stange

**Lamp type**

1x QT14 G9 max. 25W - 230V

**Dimensions**

Ø60xH800 - 800  
 Glass - Ø60xH120

**Materials**

aluminium 14 | 1M | 2M  
 brass 16 | 23

**Ref**

4027.G9.B3.1M white tex  
 4027.G9.B3.2M black tex  
 4027.G9.B3.14 alu satin  
 4027.G9.B3.16 satin gold  
 4027.G9.B3.23 dark bronze

built-up

R1028/.. - GUILIA B spare glass

IP20



spare glass  
 Ersatzglas  
 Glass - Ø60xH120

**Ref**

R1028

rod not included  
 Stange nicht einbegriffen

GL2718CG/.. - GUILIA C spare glass

IP20



spare glass - ceramic grey  
 Ersatzglas - Grau keramisches  
 Glass - Ø106xH110

**Ref**

GL2718CG

rod not included  
 Stange nicht einbegriffen

4028.B3/.. - GUILIA C - B3

~12V 0,8 m



pendant with swivel - rod can be shortened - glass GL2718CG white-grey included - without transformer  
 Pendelleuchte mit Kugelgelenk - kürzbare Stange - Glas GL2718CG Kreide-Weiß einbegriffen - ohne Trafo

Ref  
 4028.B3.14 alu satin

**Lamp type**  
 1x QT12 GY6,35 max. 50W - 12V

**Dimensions**  
 Ø106xH800 - Bar 800  
 Glass - Ø106xH110

**Materials**  
 aluminium 14

built-up

4028.G9.B3/.. - GUILIA C - G9 - B3

~230V IP20 0,8 m



pendant with swivel - rod can be shortened  
 Pendelleuchte mit Kugelgelenk - kürzbare Stange

Ref  
 4028.G9.B3.14 alu satin

**Lamp type**  
 1x QT14 G9 max. 25W - 230V

**Dimensions**  
 Ø106xH800 - Bar 800  
 Glass - Ø106xH110

**Materials**  
 aluminium 14

built-up

4028X.B3/.. - GUILIA C - B3

~230V IP20 0,8 m



pendant with swivel - rod can be shortened - glass black/gold included  
 Pendelleuchte mit Kugelgelenk - kürzbare Stange - Glass Schwarz/Gold einbegriffen

Ref  
 4028X.B3.2M black tex  
 4028X.B3.14 alu satin

**Lamp type**  
 1x QT14 G9 max. 20W - 230V

**Dimensions**  
 Ø106xH800 - Bar 800  
 Glass - Ø106xH110

**Materials**  
 aluminium 14 | 2M

built-up

4028XLED.B3/.. - GUILIA C - B3

~230V IP20 0,8 m



pendant with swivel - rod can be shortened - glass black/gold included  
 Pendelleuchte mit Kugelgelenk - kürzbare Stange - Glass Schwarz/Gold einbegriffen

Ref  
 4028XLED.B3.2M.WW black tex  
 4028XLED.B3.14.WW alu satin

**Lamp type**  
 1x Led 550lm CRI80 max. 5W 230V

**Dimensions**  
 Ø106xH800 - 800  
 Glass - Ø106xH110

**Materials**  
 aluminium 14 | 2M

built-up



4004.B3/.. - LUNA - B3

~12V IP20 0,8 m 0,7830 0,5 m 05.20.02



pendant with swivel - rod can be shortened - without transformer  
 Pendelleuchte mit Kugelgelenk - kürzbare Stange - ohne Trafo

**Lamp type**

1x QR-CB 51 GU5,3/GX5,3 max. 35W - 12V

**Dimensions**

Ø60xH92 - Bar 800

4mm glass - Glas

Glass - Ø130

**Materials**

aluminium 1 | 2 | 11 | 14

brass 4 | 13 | 16

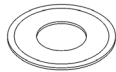
**Ref**

4004.B3.1	white
4004.B3.2	black
4004.B3.4	shiny gold
4004.B3.11	alu grey
4004.B3.13	bronze
4004.B3.14	alu satin
4004.B3.16	satin gold

*built-up  
 use coolfit lamp  
 Coolfit-Lampe verwenden*

4000.01/.. - LUNA spare glass

IP20 0,1000



spare glass - sandblasted white glass  
 Ersatzglas - weiß sandgestrahltes Glas

**Dimensions**

Ø130

4mm glass - Glas

Inside glass - Ø58

**Ref**

4000.01

4013.B3/.. - NOA PC - B3

~12V



pendant with swivel - rod can be shortened - without transformer  
 Pendelleuchte mit Kugelgelenk - kürzbare Stange - ohne Trafo

Ref	
4013.B3.1M	white tex
4013.B3.2M	black tex
4013.B3.14	alu satin
4013.B3.16	satin gold

**Lamp type**  
 1x QR-CB 51 GU5,3/GX5,3 max. 50W - 12V

**Dimensions**  
 Ø60xH250 - Bar 520

**Materials**  
 aluminium 14 | 1M | 2M  
 brass 16

**built-up**  
 use coolfit lamp  
 Coolfit-Lampe verwenden

4013.ES50.B3/.. - NOA PC - B3

~230V



pendant with swivel - rod can be shortened  
 Pendelleuchte mit Kugelgelenk - kürzbare Stange

Ref	
4013.ES50.B3.1M	white tex
4013.ES50.B3.2M	black tex
4013.ES50.B3.14	alu satin
4013.ES50.B3.16	satin gold

**Lamp type**  
 1x QPAR 51 GU10 max. 20W - 230V

**Dimensions**  
 Ø60xH250 - Bar 520

**Materials**  
 aluminium 1M | 2M  
 brass 16

**built-up**  
 use coolfit lamp  
 Coolfit-Lampe verwenden

4014.B3/.. - NOA glass + alu - B3

~12V



pendant with swivel - rod can be shortened - without transformer  
 Pendelleuchte mit Kugelgelenk - kürzbare Stange - ohne Trafo

Ref	
4014.B3.1M	white tex
4014.B3.2M	black tex
4014.B3.14	alu satin
4014.B3.16	satin gold

**Lamp type**  
 1x QR-CB 51 GU5,3/GX5,3 max. 50W - 12V

**Dimensions**  
 Ø60xH250 - Bar 520

**Materials**  
 aluminium 14 | 1M | 2M  
 brass 16

**built-up**  
 use coolfit lamp  
 Coolfit-Lampe verwenden

4014.ES50.B3/.. - NOA - B3

~12V



pendant with swivel - rod can be shortened - without transformer  
 Pendelleuchte mit Kugelgelenk - kürzbare Stange - ohne Trafo

Ref	
4014.ES50.B3.1M	white tex
4014.ES50.B3.2M	black tex
4014.ES50.B3.14	alu satin
4014.ES50.B3.16	satin gold

**Lamp type**  
 1x QR-CB 51 GU5,3/GX5,3 max. 50W - 12V

**Dimensions**  
 Ø60xH250 - Bar 520

**Materials**  
 aluminium 14 | 1M | 2M  
 brass 16

**built-up**  
 use coolfit lamp  
 Coolfit-Lampe verwenden

4015.B3/.. - NOA alu - B3

~12V IP20 0,52 m 0,5210 0,5 m 05.20.02



pendant with swivel - rod can be shortened - without transformer  
 Pendelleuchte mit Kugelgelenk - kürzbare Stange - ohne Trafo

Ref	
4015.B3.1M	white tex
4015.B3.2M	black tex
4015.B3.14	alu satin

**Lamp type**  
 1x QR-CB 51 GU5,3/GX5,3 max. 50W - 12V

**Dimensions**  
 Ø60xH250 - Bar 520

**Materials**  
 aluminium 14 | 1M | 2M

*built-up*  
 use coolfit lamp  
 Coolfit-Lampe verwenden

4015.ES50.B3/.. - NOA ES50 - B3

~230V IP20 0,52 m 0,5210 0,5 m 05.20.02



pendant with swivel - rod can be shortened  
 Pendelleuchte mit Kugelgelenk - kürzbare Stange

Ref	
4015.ES50.B3.1M	white tex
4015.ES50.B3.2M	black tex
4015.ES50.B3.14	alu satin

**Lamp type**  
 1x QPAR 51 GU10 max. 20W - 230V

**Dimensions**  
 Ø60xH250 - Bar 520

**Materials**  
 aluminium 14 | 1M | 2M

*built-up*  
 use coolfit lamp  
 Coolfit-Lampe verwenden

4016.B3/.. - NOA alu - B3

~12V IP20 0,52 m 0,3770 0,5 m 05.20.02



pendant with swivel - rod can be shortened - without transformer  
 Pendelleuchte mit Kugelgelenk - kürzbare Stange - ohne Trafo

Ref	
4016.B3.1M	white tex
4016.B3.2M	black tex
4016.B3.14	alu satin

**Lamp type**  
 1x QR-CB 51 GU5,3/GX5,3 max. 50W - 12V

**Dimensions**  
 Ø60xH150 - Bar 520

**Materials**  
 aluminium 14 | 1M | 2M

*built-up*  
 use coolfit lamp  
 Coolfit-Lampe verwenden

4016.ES50.B3/.. - NOA ES50 - B3

~230V IP20 0,52 m 0,5210 0,5 m 05.20.02



pendant with swivel - rod can be shortened  
 Pendelleuchte mit Kugelgelenk - kürzbare Stange

Ref	
4016.ES50.B3.1M	white tex
4016.ES50.B3.2M	black tex
4016.ES50.B3.14	alu satin

**Lamp type**  
 1x QPAR 51 GU10 max. 20W - 230V

**Dimensions**  
 Ø60xH150 - Bar 520

**Materials**  
 aluminium 14 | 1M | 2M

*built-up*  
 use coolfit lamp  
 Coolfit-Lampe verwenden

3902/.. - NOA large - B3

~230V IP20       0,6 m   



pendant with swivel - rod can be shortened - opal glass cylinder  
 Pendelleuchte mit Kugelgelenk - kürzbare Stange - Opalglas Zylinder

Ref	
3902.1M	white tex
3902.2M	black tex
3902.14	alu satin

**Lamp type**  
 1x TC-SEI E27 max. 15W A - B 230V

**Dimensions**  
 Ø100xH400 - Bar 600

**Materials**  
 aluminium 14 | 1M | 2M

*built-up  
 other lengths on request  
 andere Längen auf Anfrage*

3903/.. - NOA large - B3

~230V IP20       0,6 m   



pendant with swivel - rod can be shortened - opal glass cylinder  
 Pendelleuchte mit Kugelgelenk - kürzbare Stange - Opalglas Zylinder

Ref	
3903.1M	white tex
3903.2M	black tex
3903.14	alu satin

**Lamp type**  
 1x TC-SEI E27 max. 15W A - B 230V

**Dimensions**  
 Ø100xH500 - Bar 600

**Materials**  
 aluminium 14 | 1M | 2M

*built-up  
 other lengths on request  
 andere Längen auf Anfrage*

3904/.. - NOA LARGE - B3

~230V IP20       0,5 m   



pendant with swivel - rod can be shortened - opal glass cylinder  
 Pendelleuchte mit Kugelgelenk - kürzbare Stange - Opalglas Zylinder

Ref	
3904.1M	white tex
3904.2M	black tex
3904.14	alu satin

**Lamp type**  
 1x TC-SEI E27 max. 15W A - B 230V

**Dimensions**  
 Ø100xH600 - Bar 500

**Materials**  
 aluminium 14 | 1M | 2M

*built-up  
 other lengths on request  
 andere Längen auf Anfrage*

3905/.. - NOA LARGE TRIO - B3

~230V IP20       0,8 m   



pendant - opal glass cylinder  
 Pendelleuchte - Opalglas Zylinder

Ref	
3905.1M	white tex
3905.2M	black tex
3905.14	alu satin

**Lamp type**  
 3x TC-SEI E27 max. 15W A - B 230V

**Dimensions**  
 Ø250xH1230 - Bar 400/600/800  
 Glass - Ø100xH400

**Materials**  
 aluminium 14 | 1M | 2M

*built-up  
 other lengths on request  
 andere Längen auf Anfrage*

1519/.. - HANGOVER

~230V IP20 1,5 m 0,5 m 05.20.02 CE



pendant - with 1,5m textile cable and strain relief on lampholder's side  
 Pendelleuchte - mit 1,5m Textilkabel und Zugentlastung an Fassung

**Lamp type**  
 1x A60 E27 max. 10,5W A - E 230V

**Dimensions**  
 Ø340xH200 - Cable 1500

**Materials**  
 aluminium 1M | 2M

Ref	
1519.1M.1M.TX1	white tex
1519.1M.90.TX1	white tex
1519.2M.2M.TX2	black tex
1519.2M.90.TX2	black tex

built-up

1523/.. - HANGOVER

~230V IP20 1,5 m 0,5 m 05.20.02 CE



pendant - with 1,5m textile cable and strain relief on lampholder's side  
 Pendelleuchte - mit 1,5m Textilkabel und Zugentlastung an Fassung

**Lamp type**  
 1x A60 E27 max. 10,5W A - E 230V

**Dimensions**  
 Ø500xH250 - Cable 1500

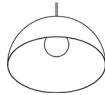
**Materials**  
 aluminium 1M | 2M

Ref	
1523.1M.1M.TX1	white tex
1523.1M.90.TX1	white tex
1523.2M.2M.TX2	black tex
1523.2M.90.TX2	black tex

built-up

1525/.. - HANGOVER

~230V IP20 1,5 m 0,5 m 05.20.02 CE



pendant - with 1,5m textile cable and strain relief on lampholder's side  
 Pendelleuchte - mit 1,5m Textilkabel und Zugentlastung an Fassung

**Lamp type**  
 1x A60 E27 max. 10,5W A - E 230V

**Dimensions**  
 Ø700xH350 - Cable 1500

**Materials**  
 aluminium 1M | 2M

Ref	
1525.1M.TX1	white tex
1525.1M.90.TX1	white tex
1525.2M.TX2	black tex
1525.2M.90.TX2	black tex

built-up



1487/.. - NOTRE DAME

~230V   IP20    1,5 m  5,2100  0,5m  



pendant with height controller - with electronic gear  
Pendelleuchte mit Höheregler - mit elektronischem Vorschaltgerät

Lamp type

○ 1x TL16-R 2GX13 max. 55W  -  230V

Dimensions

↔ Ø510xH250 - Cable 1500

↻ Ø75

Materials

aluminium 14 | 1M | 2M | 46

Ref

1487.1M	white tex
1487.2M	black tex
1487.14	alu satin
1487.46	grey-brown

built-up


1487.LED/.. - NOTRE DAME LED

~230V    IP20    1,5 m  5,4000  0,5m  



pendant with height controller - with LED driver  
Pendelleuchte mit Höheregler - mit Driver LED

Lamp type

⚡ 1x Led 1800lm max. 13W  700mA

Dimensions

↔ Ø510xH250

↻ Ø75

Materials

aluminium 14 | 1M | 2M | 46

Ref

1487.LED.1M.NW	white tex
1487.LED.2M.NW	black tex
1487.LED.14.NW	alu satin
1487.LED.46.NW	grey-brown

built-up  
Dimmable phase cut  
Dimmbar Phasenabschnitt

1488/.. - NOTRE DAME

~230V    IP20    1,5 m  5,4000  0,5m  



pendant with height controller - with transformer - with electronic gear  
Pendelleuchte mit Höheregler - mit Trafo - mit elektronischem Vorschaltgerät

Lamp type

○ 1x TL16-R 2GX13 max. 55W  -  230V

⚡ 1x QR-LP111 G53 max. 50W  -  12V

Dimensions

↔ Ø510xH250

↻ Ø75

Materials

aluminium 14 | 1M | 2M

Ref

1488.1M	white tex
1488.2M	black tex
1488.14	alu satin

built-up


1488.LED/.. - NOTRE DAME LED



~230V    IP20    1,5 m  5,4000  0,5m  



pendant with height controller - with LED driver  
Pendelleuchte mit Höheregler - mit Driver LED

Lamp type

⚡ 1x Led 1800lm max. 13W  700mA

⚡ 1x QR-LP111 G53 max. 12W  -  12V

Dimensions

↔ Ø510xH250

↻ Ø75

Materials

aluminium 14 | 1M | 2M | 46

Ref

1488.LED.1M.NW	white tex
1488.LED.2M.NW	black tex
1488.LED.14.NW	alu satin
1488.LED.46.NW	grey-brown

built-up  
Dimmable phase cut  
Dimmbar Phasenabschnitt

1394/.. - CAKE

~230V IP20 1,5 m 0,5 m 05.20.02 CE



pendant - with 1,5m textile cable and strain relief on lampholder's side  
 Pendelleuchte - mit 1,5m Textilkabel und Zugentlastung an Fassung

**Lamp type**  
 1x A60 E27 max. 10,5W **A** - **E** 230V

**Dimensions**  
 Ø200xH100 - Cable 1500

**Materials**  
 aluminium 1M | 29 | 2M | 47

Ref	
1394.1M	white tex
1394.2M	black tex
1394.29	black - gold in
1394.47	black - white in

built-up

1395/.. - CAKE

~230V IP20 1,5 m 0,5 m 05.20.02 CE



pendant - with 1,5m textile cable and strain relief on lampholder's side  
 Pendelleuchte - mit 1,5m Textilkabel und Zugentlastung an Fassung

**Lamp type**  
 1x A60 E27 max. 10,5W **A** - **E** 230V

**Dimensions**  
 Ø300xH150 - Cable 1500

**Materials**  
 aluminium 1M | 29 | 2M | 47

Ref	
1395.1M	white tex
1395.2M	black tex
1395.29	black - gold in
1395.47	black - white in

built-up

1396/.. - CAKE

~230V IP20 1,5 m 0,5 m 05.20.02 CE



pendant - with 1,5m textile cable and strain relief on lampholder's side  
 Pendelleuchte - mit 1,5m Textilkabel und Zugentlastung an Fassung

**Lamp type**  
 1x A60 E27 max. 10,5W **A** - **E** 230V

**Dimensions**  
 Ø400xH200 - Cable 1500

**Materials**  
 aluminium 1M | 29 | 2M | 47

Ref	
1396.1M	white tex
1396.2M	black tex
1396.29	black - gold in
1396.47	black - white in

built-up

1489/.. - ROCKY

~230V IP20 1,5 m 0,5 m 05.20.02 CE



pendant - with 1,5m textile cable and strain relief on lampholder's side  
 Pendelleuchte - mit 1,5m Textilkabel und Zugentlastung an Fassung

**Lamp type**  
 1x A60 E27 max. 10,5W **A** - **E** 230V

**Dimensions**  
 Ø260xH225 - Cable 1500

**Materials**  
 aluminium 1M | 29 | 2M | 47

Ref	
1489.1M	white tex
1489.2M	black tex
1489.29	black - gold in
1489.47	black - white in

built-up

1397/.. - ROCKY

~230V



IP20



1,5 m



0,5 m



pendant - with 1,5m textile cable and strain relief on lampholder's side  
 Pendelleuchte - mit 1,5m Textilkabel und Zugentlastung an Fassung

Lamp type

1x A60 E27 max. 10,5W A - E 230V

Dimensions

Ø200xH100 - Cable 1500

Materials

aluminium 1M | 29 | 2M | 47

Ref

1397.1M	white tex
1397.2M	black tex
1397.29	black - gold in
1397.47	black - white in

built-up

1398/.. - ROCKY

~230V



IP20



1,5 m



0,5 m



pendant - with 1,5m textile cable and strain relief on lampholder's side  
 Pendelleuchte - mit 1,5m Textilkabel und Zugentlastung an Fassung

Lamp type

1x A60 E27 max. 10,5W A - E 230V

Dimensions

Ø300xH150 - Cable 1500

Materials

aluminium 1M | 29 | 2M | 47

Ref

1398.1M	white tex
1398.2M	black tex
1398.29	black - gold in
1398.47	black - white in

built-up

1399/.. - ROCKY

~230V



IP20



1,5 m



0,5 m



pendant - with 1,5m textile cable and strain relief on lampholder's side  
 Pendelleuchte - mit 1,5m Textilkabel und Zugentlastung an Fassung

Lamp type

1x A60 E27 max. 10,5W A - E 230V

Dimensions

Ø400xH200 - Cable 1500

Materials

aluminium 1M | 29 | 2M | 47

Ref

1399.1M	white tex
1399.2M	black tex
1399.29	black - gold in
1399.47	black - white in

built-up

1422/.. - ROCKY

~230V



IP20



1,5 m



0,5 m



pendant - with 1,5m textile cable and strain relief on lampholder's side  
 Pendelleuchte - mit 1,5m Textilkabel und Zugentlastung an Fassung

Lamp type

1x A60 E27 max. 10,5W A - E 230V

Dimensions

Ø500xH250 - Cable 1500

Materials

aluminium 1M | 29 | 2M | 47

Ref

1422.1M	white tex
1422.2M	black tex
1422.29	black - gold in
1422.47	black - white in

built-up



3500/.. - CIMBALO

~230V IP20 1,5 m 1,0000 0,5 m 05.20.02 CE



suspension with textile cable - with built-up base  
pendelleuchte mit Textilkabel

Lamp type

1x A60 E27 max. 40W **A** - **E** 230V

Dimensions

Ø328xH1700 - Cable 1500  
Ø60

Materials

aluminium 14 | 1M | 2M  
red copper 28

Ref cat (LONG)

3500.1M.TX1	white tex
3500.2M.TX2	black tex
3500.14.CT	alu satin
3500.28.TX2	rosé
3500.28.TX8	rosé

built-up

3501/.. - CIMBALO

~230V IP20 1,5 m 1,0000 0,5 m 05.20.02 CE



suspension with textile cable - with built-up base  
pendelleuchte mit Textilkabel

Lamp type

1x A60 E27 max. 40W **A** - **E** 230V

Dimensions

Ø315xH1700 - Cable 1500  
Ø60

Materials

aluminium 14 | 1M | 2M  
red copper 28

Ref cat (LONG)

3501.1M.TX1	white tex
3501.2M.TX2	black tex
3501.14.CT	alu satin
3501.28.TX2	rosé
3501.28.TX8	rosé

built-up

3502/.. - CIMBALO

~230V IP20 1,5 m 1,0000 0,5 m 05.20.02 CE



suspension with textile cable - with built-up base  
pendelleuchte mit Textilkabel

Lamp type

1x A60 E27 max. 40W **A** - **E** 230V

Dimensions

Ø250xH1650 - Cable 1500  
Ø60

Materials

aluminium 14 | 1M | 2M  
red copper 28

Ref cat (LONG)

3502.1M.TX1	white tex
3502.2M.TX2	black tex
3502.14.CT	alu satin
3502.28.TX2	rosé
3502.28.TX8	rosé

built-up

3500.B3/.. - CIMBALO - B3

~230V IP20 0,8 m 0,5 m 05.20.02 CE



pendant with swivel - rod can be shortened - with built-up base  
 Pendelleuchte mit Kugelgelenk - kürzbare Stange

**Lamp type**  
 1x A60 E27 max. 40W **A** - **E** 230V

**Dimensions**  
 Ø328xH1000 - Bar 800  
 Ø60

**Materials**  
 aluminium 14 | 1M | 2M  
 red copper 28

**Ref**  
 3500.B3.1M white tex  
 3500.B3.2M black tex  
 3500.B3.14 alu satin  
 3500.B3.28.2M rosé

built-up

3501.B3/.. - CIMBALO - B3

~230V IP20 0,8 m 0,5 m 05.20.02 CE



pendant with swivel - rod can be shortened - with built-up base  
 Pendelleuchte mit Kugelgelenk - kürzbare Stange

**Lamp type**  
 1x A60 E27 max. 40W **A** - **E** 230V

**Dimensions**  
 Ø315xH980 - Bar 800  
 Ø60

**Materials**  
 aluminium 14 | 1M | 2M  
 red copper 28

**Ref**  
 3501.B3.1M white tex  
 3501.B3.2M black tex  
 3501.B3.14 alu satin  
 3501.B3.28.2M rosé

built-up

3502.B3/.. - CIMBALO - B3

~230V IP20 0,8 m 0,5 m 05.20.02 CE



pendant with swivel - rod can be shortened - with built-up base  
 Pendelleuchte mit Kugelgelenk - kürzbare Stange

**Lamp type**  
 1x A60 E27 max. 40W **A** - **E** 230V

**Dimensions**  
 Ø250xH940 - Bar 800

**Materials**  
 aluminium 14 | 1M | 2M  
 red copper 28

**Ref**  
 3502.B3.1M white tex  
 3502.B3.2M black tex  
 3502.B3.14 alu satin  
 3502.B3.28.2M rosé

built-up



1917.TX.ES50/.. - OLIVIA MINI - TX

~230V



IP20



1,5 m



1 m



pendant - with 1,5m textile cable and strain relief on lampholder's side  
 Pendelleuchte - mit 1,5m Textilkabel und Zugentlastung an Fassung

**Lamptype**

1x QPAR 51 GU10 max. 20W A+ - E 230V

**Dimensions**

Ø100 - Cable 1500

**Materials**

aluminium 14 | 1M | 29 | 2M  
 brass 13 | 23

**Ref**

- 1917.TX.ES50.1M.TX1 white tex
- 1917.TX.ES50.2M.TX2 black tex
- 1917.TX.ES50.13.TX13 bronze
- 1917.TX.ES50.14.TX11 alu satin
- 1917.TX.ES50.23.TX23 dark bronze
- 1917.TX.ES50.29.TX2 black - gold in

built-up

1917.TX.E27/.. - OLIVIA MINI - TX

~230V



IP20



1,5 m



1 m



pendant - with 1,5m textile cable and strain relief on lampholder's side  
 Pendelleuchte - mit 1,5m Textilkabel und Zugentlastung an Fassung

**Lamptype**

1x D45 E27 max. 5W A+ - E 230V

**Dimensions**

Ø100 - Cable 1500

**Materials**

aluminium 14 | 1M | 29 | 2M  
 brass 13 | 23

**Ref**

- 1917.TX.E27.1M.TX1 white tex
- 1917.TX.E27.2M.TX2 black tex
- 1917.TX.E27.13.TX13 bronze
- 1917.TX.E27.14.TX11 alu satin
- 1917.TX.E27.23.TX23 dark bronze
- 1917.TX.E27.29.TX2 black - gold in

built-up

1918.B2.E27/.. - OLIVIA MINI

~230V IP20 0,7 m 0,5650 1 m 05.20.02 CE



pendant with swivel and built-up base - rod can be shortened  
 Pendelleuchte mit Kugelgelenk und Aufbaurosette - kürzbare Stange

Lamp type

1x TC-SEI E27 max. 11W A - B 230V

Dimensions

Ø100 - Bar 700  
 Ø54xH60

Materials

aluminium 14 | 1M | 2M  
 brass 13 | 23

Ref

1918.B2.E27.1M white tex  
 1918.B2.E27.2M black tex  
 1918.B2.E27.13 bronze  
 1918.B2.E27.14 alu satin  
 1918.B2.E27.23 dark bronze

built-up

1918.B2.ES50/.. - OLIVIA MINI

~230V IP20 0,7 m 0,2750 1 m 05.20.02 CE



pendant with swivel and built-up base - rod can be shortened  
 Pendelleuchte mit Kugelgelenk und Aufbaurosette - kürzbare Stange

Lamp type

1x QPAR 51 GU10 max. 20W A - E 230V

Dimensions

Ø100 - Bar 700  
 Ø54xH60

Materials

aluminium 14 | 1M | 2M  
 brass 13 | 23

Ref

1918.B2.ES50.1M white tex  
 1918.B2.ES50.2M black tex  
 1918.B2.ES50.13 bronze  
 1918.B2.ES50.14 alu satin  
 1918.B2.ES50.23 dark bronze

built-up

1918.B3.E27/.. - OLIVIA MINI - B3

~230V IP20 0,8 m 0,3000 1 m 05.20.02 CE



pendant with swivel - rod can be shortened  
 Pendelleuchte mit Kugelgelenk - kürzbare Stange

Lamp type

1x TC-SEI E27 max. 11W A - B 230V

Dimensions

Ø100 - Bar 800

Materials

aluminium 14 | 1M | 29 | 2M  
 brass 13 | 23

Ref

1918.B3.E27.1M white tex  
 1918.B3.E27.2M black tex  
 1918.B3.E27.13 bronze  
 1918.B3.E27.14 alu satin  
 1918.B3.E27.23 dark bronze  
 1918.B3.E27.29 black - gold in

built-up  
 without base  
 ohne Basis

1918.B3.ES50/.. - OLIVIA MINI - B3

~230V IP20 0,8 m 0,5300 1 m 05.20.02 CE



pendant with swivel - rod can be shortened  
 Pendelleuchte mit Kugelgelenk - kürzbare Stange

Lamp type

1x QPAR 51 GU10 max. 20W A - E 230V

Dimensions

Ø100 - Bar 800

Materials

aluminium 14 | 1M | 29 | 2M  
 brass 13 | 23

Ref

1918.B3.ES50.1M white tex  
 1918.B3.ES50.2M black tex  
 1918.B3.ES50.13 bronze  
 1918.B3.ES50.14 alu satin  
 1918.B3.ES50.23 dark bronze  
 1918.B3.ES50.29 black - gold in

built-up  
 without base  
 ohne Basis

1919.E27/.. - OLIVIA MINI

~230V



IP20



0,8 m



5,6600



1 m



05.20.02



pendant with swivel - rod can be shortened  
 Pendelleuchte mit Kugelgelenk - kürzbare Stange

Lamp type

3x TC-SEI E27 max. 11W A - B 230V

Dimensions

L900xB110xH760 - Bar 800

L430xB60xH30

Materials

aluminium 14 | 1M | 2M

brass 13 | 23

Ref

1919.E27.1M	white tex
1919.E27.2M	black tex
1919.E27.13	bronze
1919.E27.14	alu satin
1919.E27.23	dark bronze

built-up

1919.ES50/.. - OLIVIA MINI

~230V



IP20



0,8 m



6,5200



1 m



05.20.02



pendant with swivel - rod can be shortened  
 Pendelleuchte mit Kugelgelenk - kürzbare Stange

Lamp type

3x QPAR 51 GU10 max. 20W A+ - E 230V

Dimensions

L900xB110xH760 - Bar 800

L430xB60xH30

Materials

aluminium 14 | 1M | 2M

brass 13 | 23

Ref

1919.ES50.1M	white tex
1919.ES50.2M	black tex
1919.ES50.13	bronze
1919.ES50.14	alu satin
1919.ES50.23	dark bronze

built-up



1806/.. - OLIVIA PENDEL E27 - TX

~230V IP20 1,5 m 05.20.02 CE



built-up

pendant - with 1,5m textile cable and strain relief on lampholder's side  
 Pendelleuchte - mit 1,5m Textilkabel und Zugentlastung an Fassung

**Lamp type**  
 1x A60 E27 max. 10,5W **A** - **E** 230V

**Dimensions**  
 Ø162xH140 - Cable 1500

**Materials**  
 aluminium 14 | 1M | 29 | 2M | 47  
 brass 13 | 23  
 red copper 28 | 52

Ref	
1806.1M.TX1	white tex
1806.2M.TX1	black tex
1806.13.TX8	bronze
1806.14.TX11	alu satin
1806.23.TX23	dark bronze
1806.28.TX2	rosé
1806.29.TX2	black - gold in
1806.47.TX2	black - white in
1806.52.TX2	black out - RC in

1807.B2.E27/.. - OLIVIA PENDEL E27

~230V IP20 0,7 m 1,3500 1 m 05.20.02 CE



built-up  
 other lengths available on request  
 andere Längen auf Anfrage

pendant with swivel and built-up base - rod can be shortened  
 Pendelleuchte mit Kugelgelenk und Aufbaurosette - kürzbare Stange

**Lamp type**  
 1x A60 E27 max. 28W **A** - **E** 230V

**Dimensions**  
 Ø162xH140 - Bar 700  
 Ø54xH60

**Materials**  
 aluminium 14 | 1M | 29 | 2M  
 brass 13 | 23

Ref	
1807.B2.E27.1M	white tex
1807.B2.E27.2M	black tex
1807.B2.E27.13	bronze
1807.B2.E27.14	alu satin
1807.B2.E27.23	dark bronze
1807.B2.E27.29	black - gold in

1807.B3.E27/.. - OLIVIA PENDEL E27 - B3

~230V IP20 0,8 m 0,5400 1 m 05.20.02 CE



built-up  
 without base  
 ohne Basis

pendant with swivel - rod can be shortened  
 Pendelleuchte mit Kugelgelenk - kürzbare Stange

**Lamp type**  
 1x A60 E27 max. 28W **A** - **E** 230V

**Dimensions**  
 Ø162xH140 - Bar 800

**Materials**  
 aluminium 14 | 1M | 2M  
 brass 13 | 23  
 red copper 52

Ref	
1807.B3.E27.1M	white tex
1807.B3.E27.2M	black tex
1807.B3.E27.13	bronze
1807.B3.E27.14	alu satin
1807.B3.E27.23	dark bronze
1807.B3.E27.52	black out - RC in

1817.B1/.. - OLIVIA PENDEL B1





~230V     IP20    0,7 m  1,5600  1 m  05.20.50 





built-up

pendant with swivel and built-up base - rod can be shortened  
- with transformer - with LED driver  
Pendelleuchte mit Kugelgelenk und Aufbaurosette - kürzbare  
Stange - mit Trafo - mit Driver LED

Lamp type

 1x QR-LP111 G53 max. 50W  12V  
 1x powered 350mA max. 1W  350mA

Dimensions

 Ø162xH140 - Bar 700  
 Ø90xH85

Ref

1817.B1.1M	B   CW   WW
1817.B1.2M.B	B   CW   WW
1817.B1.11M.B	B   CW   WW
1817.B1.13	B   CW   WW
1817.B1.14.B	B   CW   WW
1817.B1.23.B	B   CW   WW
1817.B1.11M.14.B	B   CW   WW
1817.B1.2M.7	B   CW   WW

1817.B3/.. - OLIVIA PENDEL B3 - B3

~12V/=350mA    IP20    0,8 m  1,3250  1 m  05.20.50 




built-up  
without base  
ohne Rosette

pendant with swivel - rod can be shortened - without  
transformer - without LED driver  
Pendelleuchte mit Kugelgelenk - kürzbare Stange - ohne  
Trafo - ohne Driver LED

Lamp type

 1x QR-LP111 G53 max. 50W  12V  
 1x powered 350mA max. 1W  350mA

Dimensions

 Ø162xH140 - Bar 800

Ref

1817.B3.1M	B   CW   WW
1817.B3.2M.B	B   CW   WW
1817.B3.11M.B	B   CW   WW
1817.B3.13	B   CW   WW
1817.B3.14.B	B   CW   WW
1817.B3.23.B	B   CW   WW

1818.B2/.. - OLIVIA PENDEL ES111

~230V  IP20    0,7 m  1,1850  0,5 m  05.20.02 





built-up

pendant with swivel and built-up base - rod can be shortened  
Pendelleuchte mit Kugelgelenk und Aufbaurosette - kürzbare  
Stange

Lamp type

 1x QPAR111 GU10 max. 75W  230V

Dimensions

 Ø162xH140 - Bar 700  
 Ø54xH60

Materials

aluminium 14 | 1M | 2M | 11M

Ref

1818.B2.1M.1M	white tex
1818.B2.2M.2M	black tex
1818.B2.11M.11M	grey tex
1818.B2.14.14	alu satin



1930.TX/.. - ZUMBA

~230V IP20 1,5 m 0,5 m 05.20.02 CE



pendant - with 1,5m textile cable and strain relief on lampholder's side  
 Pendelleuchte - mit 1,5m Textilkabel und Zugentlastung an Fassung

**Lamp type**  
 1x A60 E27 max. 42W A - E 230V

**Dimensions**  
 Ø140xH150 - Cable 1500

**Materials**  
 aluminium 1M | 29 | 2M | 49

Ref	
1930.TX.1M.TX1	white tex
1930.TX.2M.TX2	black tex
1930.TX.29.TX2	black - gold in
1930.TX.49.TX1	white - gold in

built-up

1930.B3/.. - ZUMBA

~230V IP20 0,8 m 0,5 m 05.20.02 CE



pendant with swivel - rod can be shortened  
 Pendelleuchte mit Kugelgelenk - kürzbare Stange

**Lamp type**  
 1x A60 E27 max. 42W A - E 230V

**Dimensions**  
 Ø140xH150 - Bar 800

**Materials**  
 aluminium 1M | 29 | 2M | 49

Ref	
1930.B3.2M	black tex
1930.B3.1M.TX1	white tex
1930.B3.29.TX2	black - gold in
1930.B3.49	white - gold in

built-up

1804.B3/.. - TWIPE - B3

~230V IP20 0,8 m 0,6400 0,5 m 05.20.02 CE



pendant with swivel - rod can be shortened  
 Pendelleuchte mit Kugelgelenk - kürzbare Stange

**Lamp type**  
 1x A60 E27 max. 42W A - E 230V

**Dimensions**  
 Ø200xH400 - Bar 800

**Materials**  
 aluminium 1M | 29 | 2M | 49

Ref	
1804.B3.1M	white tex
1804.B3.2M	black tex
1804.B3.29	black - gold in
1804.B3.49	white - gold in

built-up  
 other °angle reflector on demand  
 andere °Winkel Reflektor auf Anfrage

1804.TX/.. - TWIPE - B3

~230V IP20 1,5 m 0,5 m 05.20.02 CE



pendant - with 1,5m textile cable and strain relief on lampholder's side  
 Pendelleuchte - mit 1,5m Textilkabel und Zugentlastung an Fassung

**Lamp type**  
 1x A60 E27 max. 42W A - E 230V

**Dimensions**  
 Ø200xH400 - Cable 1500

**Materials**  
 aluminium 1M | 29 | 2M | 49

Ref	
1804.TX.1M	white tex
1804.TX.2M	black tex
1804.TX.29	black - gold in
1804.TX.49	white - gold in


built-up  
 other °angle reflector on demand  
 andere °Winkel Reflektor auf Anfrage

1178/.. - SPACE

~230V  IP20    1,5 m  0,5 m  



pendant - with 1,5m textile cable and strain relief on lampholder's side  
 Pendelleuchte - mit 1,5m Textilkabel und Zugentlastung an Fassung

**Lamp type**  
 1x LED 1300lm CRI80 max. 12W  230V

**Dimensions**  
 Ø400xH150 - Cable 1500

**Materials**  
 aluminium 1M | 29 | 2M | 47

Ref	
1178.1M.WW	white tex
1178.2M.WW	black tex
1178.29.WW	black - gold in
1178.47.WW	black - white in



built-up

4003.B3/.. - TUBA - B3

~12V   IP20    0,8 m   0,5 m  



pendant with swivel - rod can be shortened - without transformer  
 Pendelleuchte mit Kugelgelenk - kürzbare Stange - ohne Trafo

**Lamp type**  
 1x QR-CB 51 GU5,3/GX5,3 max. 35W  -  12V

**Dimensions**  
 Ø60xH121 - Bar 800

**Materials**  
 aluminium 1 | 2 | 11 | 14  
 brass 4 | 13 | 16

Ref	
4003.B3.1	white
4003.B3.2	black
4003.B3.4	shiny gold
4003.B3.11	alu grey
4003.B3.13	bronze
4003.B3.14	alu satin
4003.B3.16	satin gold

built-up  
 use coolfit lamp  
 Coolfit-Lampe verwenden



1824/.. - NAOMI XICATO - B3

=500mA IP20 0,8 m



pendant with swivel - rod can be shortened - without LED driver  
 Pendelleuchte mit Kugelgelenk - kürzbare Stange - ohne Driver LED

**Ref**  
 1824.14 NW | WW

**Lamp type**  
 1x Led 965lm CRI80 max. 6,6W - 500mA

**Dimensions**  
 Ø110xH33 - Bar 800

built-up

1824X3/.. - NAOMI SET 3 XICATO - B3

~230V IP20 0,8 m



pendant with swivel - rod can be shortened - with LED driver  
 Pendelleuchte mit Kugelgelenk - kürzbare Stange - mit Driver LED

**Ref**  
 1824X3.14 NW | WW

**Lamp type**  
 3x Led 965lm CRI80 max. 6,6W - 500mA

**Dimensions**  
 Ø110xH33 - Bar 800  
 Base - L1200xB50xH40  
 Rod - L800

built-up

1826/.. - NAOMI XICATO - B3

=500mA IP20 0,8 m



pendant with swivel - rod can be shortened - without LED driver  
 Pendelleuchte mit Kugelgelenk - kürzbare Stange - ohne Driver LED

**Ref**  
 1826.1M NW | WW  
 1826.2M NW | WW  
 1826.4 NW | WW  
 1826.13 NW | WW  
 1826.14 NW | WW  
 1826.23 NW | WW

**Lamp type**  
 1x Led 965lm CRI80 max. 6,6W - 500mA

**Dimensions**  
 Ø120xH33 - Bar 800

built-up

1826X3/.. - NAOMI SET 3 XICATO - B3

~230V IP20 0,8 m



pendant with swivel - rod can be shortened - with LED driver  
 Pendelleuchte mit Kugelgelenk - kürzbare Stange - mit Driver LED

**Ref**  
 1826X3.1M NW | WW  
 1826X3.2M NW | WW  
 1826X3.4 NW | WW  
 1826X3.13 NW | WW  
 1826X3.14 NW | WW  
 1826X3.23 NW | WW

**Lamp type**  
 3x Led 965lm CRI80 max. 6,6W - 500mA

**Dimensions**  
 Ø120xH33 - Bar 800  
 Base - L1200xB40xH50  
 Rod - L800

built-up

1827.IP20/.. - NAOMI XICATO - B3

=350mA IP20 0,8 m 0,5 m



pendant with swivel - down - rod can be shortened - without LED driver  
 Pendelleuchte mit Kugelgelenk - down - kürzbare Stange - ohne Driver LED

Ref	
1827.IP20.1M	NW   WW
1827.IP20.2M	NW   WW
1827.IP20.14	NW   WW

**Lamp type**  
 1x Led 720lm CRI80 max. 4,5W - 350mA

**Dimensions**  
 Ø55xH110 40° reflector - Bar 800  
 Reflector - Ø50

built-up

1827X3.IP20/.. - NAOMI SET 3 XICATO - B3

~230V IP20 0,8 m 0,5 m



pendant with swivel - down - rod can be shortened - with LED driver  
 Pendelleuchte mit Kugelgelenk - down - kürzbare Stange - mit Driver LED

Ref	
1827X3.IP20.1M	NW   WW
1827X3.IP20.2M	NW   WW
1827X3.IP20.14	NW   WW

**Lamp type**  
 3x Led 720lm CRI80 max. 4,5W - 350mA

**Dimensions**  
 Ø55xH110 40° reflector - Bar 800  
 Reflector - Ø50  
 Base - L1200xB40xH50  
 Rod - L800

built-up

1828.IP20/.. - NAOMI XICATO - B3

=500mA IP20 0,8 m 0,4200 0,5 m



pendant with swivel - down - rod can be shortened - without LED driver  
 Pendelleuchte mit Kugelgelenk - down - kürzbare Stange - ohne Driver LED

Ref	
1828.IP20.1M	NW   WW
1828.IP20.2M	NW   WW
1828.IP20.14	NW   WW

**Lamp type**  
 1x Led 965lm CRI80 max. 6,6W - 500mA

**Dimensions**  
 Ø75xH107 40° reflector - Bar 800  
 Reflector - Ø70

built-up

1828X3.IP20/.. - NAOMI SET 3 XICATO - B3

~230V IP20 0,8 m 0,5 m



pendant with swivel - down - rod can be shortened - with LED driver  
 Pendelleuchte mit Kugelgelenk - down - kürzbare Stange - mit Driver LED

Ref	
1828X3.IP20.1M	NW   WW
1828X3.IP20.2M	NW   WW
1828X3.IP20.14	NW   WW

**Lamp type**  
 3x Led 965lm CRI80 max. 6,6W - 500mA

**Dimensions**  
 Ø75xH107 40° reflector  
 Reflector - Ø70  
 Base - L1200xB40xH50  
 Rod - L800

built-up

1829.IP20/.. - NAOMI XICATO - B3



=500mA   IP20   0,8 m   



pendant with swivel - down - rod can be shortened - without LED driver  
 Pendelleuchte mit Kugelgelenk - down - kürzbare Stange - ohne Driver LED

Ref	
1829.IP20.1M	NW   WW
1829.IP20.2M	NW   WW
1829.IP20.14	NW   WW

**Lamp type**  
 1x Led 965lm CRI80 max. 6,6W  500mA

**Dimensions**  
 Ø75xH105  40° reflector - Bar 800  
 Reflector - Ø70

built-up



1829X3.IP20/.. - NAOMI SET 3 XICATO - B3



~230V   IP20   0,8 m   



pendant with swivel - down - rod can be shortened - with LED driver  
 Pendelleuchte mit Kugelgelenk - down - kürzbare Stange - mit Driver LED

Ref	
1829X3.IP20.1M	NW   WW
1829X3.IP20.2M	NW   WW
1829X3.IP20.14	NW   WW

**Lamp type**  
 3x Led 965lm CRI80 max. 6,6W  500mA

**Dimensions**  
 Ø75xH105  40° reflector - Bar 800  
 Reflector - Ø70  
 Base - L1200xB40xH50  
 Rod - L800

built-up

4025.B3/.. - MAX - B3

~12V IP20 0,8 m



pendant with swivel - rod can be shortened - without transformer  
 Pendelleuchte mit Kugelgelenk - kürzbare Stange - ohne Trafo

Ref	
4025.B3.2M	black tex
4025.B3.14	alu satin
4025.B3.16	satin gold

**Lamp type**  
 1x QT12 GY6,35 max. 35W - 12V

**Dimensions**  
 L60xB60xH150 - Bar 800

**Materials**  
 aluminium 14 | 2M  
 brass 16

built-up

4025.G9.B3/.. - MAX G9 - M10

~230V IP20 0,8 m



pendant with swivel - rod can be shortened  
 Pendelleuchte mit Kugelgelenk - kürzbare Stange

Ref	
4025.G9.B3.1M	white tex
4025.G9.B3.2M	black tex
4025.G9.B3.14	alu satin
4025.G9.B3.16	satin gold
4025.G9.B3.23	dark bronze

**Lamp type**  
 1x QT14 G9 max. 25W - 230V

**Dimensions**  
 L60xB60xH150 - Bar 800

**Materials**  
 aluminium 14 | 1M | 2M  
 brass 16 | 23

built-up

461507/.. - MAX spare glass

IP20



spare glass - opal white  
 Ersatzglas - Opalweiß

Ref	
461507	

**Dimensions**  
 L60xB60xH150

rod not included  
 Stange nicht einbegriffen

4024.G9.B3/.. - MAXI - B3

~230V IP20 0,8 m



pendant with swivel - rod can be shortened  
 Pendelleuchte mit Kugelgelenk - kürzbare Stange

Ref	
4024.G9.B3.1M	white tex
4024.G9.B3.2M	black tex
4024.G9.B3.14	alu satin
4024.G9.B3.16	satin gold
4024.G9.B3.23	dark bronze

**Lamp type**  
 1x QT14 G9 max. 20W - 230V

**Dimensions**  
 L90xB90xH150 - Bar 800

**Materials**  
 aluminium 14 | 1M | 2M  
 brass 16 | 23

built-up

1472.5/.. - FLEX

~230V



IP20



0,5 m



05.20.02



pendant - directional - with flexible arm  
 Pendelleuchte - schwenkbar - mit Flexibele Tube

Ref

1472.5.2M

black tex

**Lamp type**

5x A60 E27 max. 10,5W **A** - **E** 230V

**Dimensions**

Ø800xH750 - Flex 500

Base -

**Materials**

aluminium 2M

built-up



## INDOOR | Ceiling UP | Pendants | ORKA

LED colours: cold white (CW) or warm white (WW) - other LED colours on request

LED Farben: kalt Weiß (CW) oder warm Weiß (WW) - andere LED Farben auf Anfrage




### 3087.B1/.. - ORKA PENDEL B1




~230V    IP20   0,8 m  0,5 m  



pendant with swivel and built-up base - down - rod can be shortened - with LED driver  
 Pendelleuchte mit Kugelgelenk und Aufbaurosette - down - kürzbare Stange - mit Driver LED

**Ref**  
 3087.B1.14.CW alu satin  
 3087.B1.14.WW alu satin

**Lamptype**  
 1x powered 700mA max. 3W  -  700mA

**Dimensions**  
 Ø50  40° reflector - Bar 800  
 Ø60xH90

**Materials**  
 aluminium 14

**built-up**  
 other °angle reflector on demand  
 andere °Winkel Reflektor auf Anfrage




### 3087.B3/.. - ORKA PENDEL B3



=700mA   IP20   0,8 m  0,2590  0,5 m  



pendant with swivel - rod can be shortened - down - without LED driver  
 Pendelleuchte mit Kugelgelenk - kürzbare Stange - down - ohne Driver LED

**Ref**  
 3087.B3.14.CW alu satin  
 3087.B3.14.WW alu satin

**Lamptype**  
 1x powered 700mA max. 3W  -  700mA

**Dimensions**  
 Ø50  40° reflector - Bar 800

**Materials**  
 aluminium 14

**built-up**  
 other °angle reflector on demand  
 andere °Winkel Reflektor auf Anfrage




### 3089/.. - ORKA 9




~230V    IP20   0,5 m  5,4200  0,5 m  



ceiling light - down - rods 4x30cm - 4x40cm - 1x50cm - with LED driver  
 Deckenleuchte - down - Stangen 4x30cm - 4x40cm - 1x50cm - mit Driver LED

**Ref**  
 3089.14.CW alu satin  
 3089.14.WW alu satin

**Lamptype**  
 9x powered 700mA max. 3W  -  700mA

**Dimensions**  
 Ø350xH530  40° reflector - Bar 500  
 Ø320xH25

**Materials**  
 aluminium 14

**built-up**  
 other °angle reflector on demand  
 andere °Winkel Reflektor auf Anfrage



3999.G9.B3/.. - PIVA - B3

~230V IP20 0,8 m 0,1400 1 m 05.20.02 CE



pendant with swivel - rod can be shortened  
Pendelleuchte mit Kugelgelenk - kürzbare Stange

**Lamp type**  
1x QT14 G9 max. 25W **A** - **E** 230V

**Dimensions**  
Ø30 - Bar 800

**Options**  
GL5796B - GLASS  
GL5796O - GLASS  
GL5796S - GLASS

**Materials**  
aluminium 1 | 2 | 11 | 14  
brass 4 | 13 | 16

Ref	
3999.G9.B3.1	white
3999.G9.B3.2	black
3999.G9.B3.4	shiny gold
3999.G9.B3.11	alu grey
3999.G9.B3.13	bronze
3999.G9.B3.14	alu satin
3999.G9.B3.16	satin gold

built-up  
glass to be ordered separately  
Glas separat bestellen

4001.G9.B3/.. - PIVA - B3

~230V IP20 0,8 m 0,3100 0,5 m 05.20.02 CE



pendant with swivel - rod can be shortened  
Pendelleuchte mit Kugelgelenk - kürzbare Stange

**Lamp type**  
1x QT14 G9 max. 25W **A** - **E** 230V

**Dimensions**  
Ø30 - Bar 800

**Materials**  
aluminium 1 | 2 | 11 | 14 | 2M  
brass 4 | 13 | 16 | 23

Ref	
4001.G9.B3.1	white
4001.G9.B3.2	black
4001.G9.B3.2M	black tex
4001.G9.B3.4	shiny gold
4001.G9.B3.11	alu grey
4001.G9.B3.13	bronze
4001.G9.B3.14	alu satin
4001.G9.B3.16	satin gold
4001.G9.B3.23	dark bronze

built-up  
glass to order separately  
Glas separat bestellen

4001.G4.B3/.. - PIVA - B3

~12V III IP20 0,8 m 0,3060 0,5 m 05.20.02 CE



pendant with swivel - rod can be shortened - without transformer  
Pendelleuchte mit Kugelgelenk - kürzbare Stange - ohne Trafo

**Lamp type**  
1x QT9-ax G4 max. 20W **A** - **E** 12V

**Dimensions**  
Ø30 - Bar 800

**Materials**  
aluminium 1 | 2 | 11 | 14 | 2M  
brass 4 | 13 | 16

Ref	
4001.G4.B3.1	white
4001.G4.B3.2	black
4001.G4.B3.2M	black tex
4001.G4.B3.4	shiny gold
4001.G4.B3.11	alu grey
4001.G4.B3.13	bronze
4001.G4.B3.14	alu satin
4001.G4.B3.16	satin gold

built-up  
glass to order separately  
Glas separat bestellen

GL5994CA/.. - GLASS G4-G9

IP20 0,5300 CE



Glass - Ceramico Ambra  
Glas - Amber Keramik

**Dimensions**  
Ø140xH95

**Options**  
4001.G4.B3 - PIVA  
4001.G9.B3 - PIVA

Ref	
GL5994CA	

rod not included  
Stange nicht einbegriffen

GL1135S/.. - GLASS G4-G9

IP20   



Glass - silk satin  
Glas - silk Satin

**Dimensions**  
↔ Ø175xH135

**Options**  
4001.G4.B3 - PIVA  
4001.G9.B3 - PIVA

**Ref**  
GL1135S

rod not included  
Stange nicht einbegriffen

GL423S/.. - GLASS G4-G9

IP20    0,7920 



Glass - silk satin  
Glas - silk Satin

**Dimensions**  
↔ Ø125-24xH165

**Options**  
4001.G4.B3 - PIVA  
4001.G9.B3 - PIVA

**Ref**  
GL423S

rod not included  
Stange nicht einbegriffen

GL8285S/.. - GLASS G4-G9

IP20    0,4654 



Glass - silk satin  
Glas - silk Satin

**Dimensions**  
↔ Ø95xH100

**Options**  
4001.G4.B3 - PIVA  
4001.G9.B3 - PIVA

**Ref**  
GL8285S

rod not included  
Stange nicht einbegriffen

GL5434WN/.. - GLASS G4-G9

IP20    0,3918 



Glass - wenge incrociato nero  
Glas - Schliff Wenge Schwarz

**Dimensions**  
↔ Ø140xH100

**Options**  
4001.G4.B3 - PIVA  
4001.G9.B3 - PIVA

**Ref**  
GL5434WN

rod not included  
Stange nicht einbegriffen

**GL413G/.. - GLASS G4-G9**

IP20    0,3320 



Glass - Robellat Oro  
Glas - Robellat Oro

Ref  
GL413G

**Dimensions**

↔ Ø95xH110

**Options**

4001.G4.B3 - PIVA  
4001.G9.B3 - PIVA

rod not included  
Stange nicht einbegriffen

**GL8285BC/.. - GLASS G4-G9**

IP20    0,4928 



Glass - Bean Coffee  
Glas - Bean Coffee

Ref  
GL8285BC

**Dimensions**

↔ Ø95xH100

**Options**

4001.G4.B3 - PIVA  
4001.G9.B3 - PIVA

rod not included  
Stange nicht einbegriffen

**GL8285W/.. - GLASS G4-G9**

IP20    0,4482 



Glass - wenge  
Glas - Wenge

Ref  
GL8285W

**Dimensions**

↔ Ø95xH100

**Options**

4001.G4.B3 - PIVA  
4001.G9.B3 - PIVA

rod not included  
Stange nicht einbegriffen

**2338074/.. - PIVA**

IP20    



Glass - glass black/gold included  
Glas - Glass Schwarz/Gold einbegriffen

Ref  
2338074

**Dimensions**

↔ Ø140xH95

**Options**

4001.G4.B3 - PIVA  
4001.G9.B3 - PIVA

rod not included  
Stange nicht einbegriffen

5031/.. - PIVA PENDANT

~230V



IP20



0,8 m

0,5 m

05.20.02



pendant with swivel and built-up base  
 Pendelleuchte mit Kugelgelenk und Aufbaurosette

**Lamp type**

5x QT14 G9 max. 25W **A** - **E** **230V**

**Dimensions**

L1000xB25xH130 - Bar 800

L560xB60

Base - L600xB100xH35

**Materials**

aluminium

14 | 1M | 2M | 46

**Ref**

5031.1M

5031.2M

5031.14

5031.46

white tex

black tex

alu satin

grey-brown

*built-up*



4040/.. - OPERA HORIZ.

~230V   IP20     1,5 m  2,0650  1 m  05.20.02 



pendant - directional - with transformer  
Pendelleuchte - schwenkbar - mit Trafo

Ref	
4040.1M	white tex
4040.2M	black tex
4040.14	alu satin

**Lamp type**

- 1x QR-LP111 G53 max. 12W  12V
- or 1x PAR 36 screw max. 50W  12V

**Dimensions**

- L192xB185xH87
- L110xB80xH35

**Materials**

aluminium 14 | 1M | 2M

built-up  
standard with mounting plate  
standard mit Deckenplatte

4041/.. - OPERA VERT.

~230V   IP20     1,5 m  1,7800  1 m  05.20.02 



pendant - directional - with transformer  
Pendelleuchte - schwenkbar - mit Trafo

Ref	
4041.1M	white tex
4041.2M	black tex
4041.14	alu satin

**Lamp type**

- 1x QR-LP111 G53 max. 12W  12V
- or 1x PAR 36 screw max. 50W  12V

**Dimensions**

- L192xB87xH185
- L110xB80xH35

**Materials**

aluminium 14 | 1M | 2M

built-up  
standard with mounting plate  
standard mit Deckenplatte

4006/.. - OPERA


~230V   IP20     1,5 m  2,4000  1 m  05.20.02 



pendant - directional - with transformer  
Pendelleuchte - schwenkbar - mit Trafo

Ref	
4006.1M	white tex
4006.2M	black tex
4006.14	alu satin

**Lamp type**

- 2x QR-LP111 G53 max. 12W  12V

**Dimensions**

- L410xB193xH1500
- L105xB65

**Materials**

aluminium 14 | 1M | 2M

built-up  
standard with mounting plate  
standard mit Deckenplatte

4007/.. - OPERA


~230V   IP20     1,5 m  3,5350  1 m  05.20.02 



pendant - directional - with transformer  
Pendelleuchte - schwenkbar - mit Trafo

Ref	
4007.1M	white tex
4007.2M	black tex
4007.14	alu satin

**Lamp type**

- 4x QR-LP111 G53 max. 12W  12V

**Dimensions**

- L410xB304xH1500 - Cable 1500
- L105xB65

**Materials**

aluminium 14 | 1M | 2M

built-up  
standard with mounting plate  
standard mit Deckenplatte

# INDOOR | Ceiling UP | Pendants | OPERA PENDANT

## 4008/.. - OPERA

~230V



IP20



1,5 m



5,8800



1 m



pendant - directional - with transformer  
Pendelleuchte - schwenkbar - mit Trafo

### Lamp type

6x QR-LP111 G53 max. 12W A - C 12V  
or 6x PAR 36 screw max. 50W E 12V

### Dimensions

L410xB536xH1500  
L105xB65

### Materials

aluminium 14 | 1M | 2M

### Ref

4008.1M	white tex
4008.2M	black tex
4008.14	alu satin

*built-up*  
standard with mounting plate  
standard mit Deckenplatte

## 4009/.. - OPERA

~230V



IP20



5,8800



1 m



ceiling light - directional - on rod - with transformer  
Deckenleuchte - schwenkbar - auf Stange - mit Trafo

### Lamp type

4x QR-LP111 G53 max. 12W A - C 12V  
or 4x PAR 36 screw max. 50W E 12V

### Dimensions

L410xB364xH545  
Ø100

### Materials

aluminium 14 | 1M | 2M

### Ref

4009.1M	white tex
4009.2M	black tex
4009.14	alu satin

*built-up*  
standard with mounting plate  
standard mit Deckenplatte

## 1435/.. - OPERA 4 IN LINE

~230V



IP20



1,5 m



5,8100



1 m



pendant - directional - with transformer  
Pendelleuchte - schwenkbar - mit Trafo

### Lamp type

4x QR-LP111 G53 max. 12W A - C 12V  
or 4x PAR 36 screw max. 50W E 12V

### Dimensions

L810xB192xH90  
L385xB105xH20

### Materials

aluminium 14 | 1M | 2M

### Ref

1435.1M	white tex
1435.2M	black tex
1435.14	alu satin

*built-up*  
standard with mounting plate  
standard mit Deckenplatte

## 1438/.. - OPERA 6 IN LINE

~230V



IP20




1,5 m



10,1800



1 m



pendant - directional - with transformer  
Pendelleuchte - schwenkbar - mit Trafo

### Lamp type

6x QR-LP111 G53 max. 12W A - C 12V  
or 6x PAR 36 screw max. 50W E 12V

### Dimensions

L1210xB192xH90  
L760xB106xH20


### Materials

aluminium 14 | 1M | 2M

### Ref

1438.1M	white tex
1438.2M	black tex
1438.14	alu satin

*built-up*  
standard with mounting plate  
standard mit Deckenplatte



# INDOOR | Ceiling UP | Pendants | POLO

## W743.CH/.. - POLO

~230V



IP44



0,6 m



1,8800



0,5 m



05.20.02



pendant with chain and built-up base  
Pendelleuchte mit Kette und Aufbaubasis

### Lamp type

1x C35 E14 max. 40W A - E 230V

### Dimensions

L160xB160xH160 - Chain 600

L70xB70

### Materials

INOX 32X | 46X | 53X | 63X | 64X | 31MX | 33MX  
INOX 316 5 | 5BB

### Ref

W743.CH.5	inox 316
W743.CH.5BB	inox 316 2x coated
W743.CH.31MX	white texture
W743.CH.32X	black texture
W743.CH.33MX	brown texture
W743.CH.46X	grey-brown
W743.CH.53X	bronze-brown
W743.CH.63X	umbra grey
W743.CH.64X	black grey

**built-up**  
longer chain on request  
längere Kette auf Anfrage

## W743.B.CH/.. - POLO

~230V



IP44



0,6 m



1,7000



0,5 m



05.20.02



pendant with chain and built-up base  
Pendelleuchte mit Kette und Aufbaubasis

### Lamp type

1x A60 E27 max. 40W A - E 230V

### Dimensions

L160xB160xH160 - Chain 600

L70xB70

### Materials

INOX 32X | 46X | 53X | 63X | 64X | 31MX | 33MX  
INOX 316 5 | 5BB

### Ref

W743.B.CH.5	inox 316
W743.B.CH.5BB	inox 316 2x coated
W743.B.CH.31MX	white texture
W743.B.CH.32X	black texture
W743.B.CH.33MX	brown texture
W743.B.CH.46X	grey-brown
W743.B.CH.53X	bronze-brown
W743.B.CH.63X	umbra grey
W743.B.CH.64X	black grey

**built-up**  
longer chain on request  
längere Kette auf Anfrage

## W743.B3/.. - POLO

~230V



IP44



0,6 m



0,5 m



05.20.02



pendant with swivel and built-up base  
Pendelleuchte mit Kugelgelenk und Aufbaurosette

### Lamp type

1x C35 E14 max. 40W A - E 230V

### Dimensions

L160xB160xH160 - Bar 600

L70xB70

### Materials

INOX 32X | 46X | 53X | 63X | 64X | 31MX | 33MX  
INOX 316 5 | 5BB

### Ref

W743.B3.5	inox 316
W743.B3.5BB	inox 316 2x coated
W743.B3.31MX	white texture
W743.B3.32X	black texture
W743.B3.33MX	brown texture
W743.B3.46X	grey-brown
W743.B3.53X	bronze-brown
W743.B3.63X	umbra grey
W743.B3.64X	black grey

**built-up**  
bar 500-700-800mm on request  
Stange 500-700-800mm auf Anfrage

## W743.B.B3/.. - POLO

~230V



IP44



0,6 m



2,1500



0,5 m



05.20.02



pendant with swivel and built-up base  
Pendelleuchte mit Kugelgelenk und Aufbaurosette

### Lamp type

1x A60 E27 max. 40W A - E 230V

### Dimensions

L160xB160xH160 - Bar 600

L70xB70

### Materials

INOX 32X | 46X | 53X | 63X | 64X | 31MX | 33MX  
INOX 316 5 | 5BB

### Ref

W743.B.B3.5	inox 316
W743.B.B3.5BB	inox 316 2x coated
W743.B.B3.31MX	white texture
W743.B.B3.32X	black texture
W743.B.B3.33MX	brown texture
W743.B.B3.46X	grey-brown
W743.B.B3.53X	bronze-brown
W743.B.B3.63X	umbra grey
W743.B.B3.64X	black grey

**built-up**  
bar 500-700-800mm on request  
Stange 500-700-800mm auf Anfrage





# INDOOR | Ceiling UP | Pendants | POLO

## W744.CH/.. - POLO

~230V



IP44



0,6 m



3,7400



0,5 m



05.20.02



pendant with chain and built-up base  
Pendelleuchte mit Kette und Aufbaubasis

### Lamp type

1x QPAR 51 GU10 max. 20W A - E **230V**

### Dimensions

L160xB160xH160 - Chain 600

L70xB70

### Materials

INOX 32X | 46X | 53X | 63X | 64X | 31MX | 33MX  
INOX 316 5 | 5BB

### Ref

W744.CH.5	inox 316
W744.CH.5BB	inox 316 2x coated
W744.CH.31MX	white texture
W744.CH.32X	black texture
W744.CH.33MX	brown texture
W744.CH.46X	grey-brown
W744.CH.53X	bronze-brown
W744.CH.63X	umbra grey
W744.CH.64X	black grey

**built-up**  
longer chain on request  
längere Kette auf Anfrage

## W744.B3/.. - POLO

~230V



IP44



0,6 m



1,5300



0,5 m



05.20.02



pendant with swivel and built-up base  
Pendelleuchte mit Kugelgelenk und Aufbaurosette

### Lamp type

1x QPAR 51 GU10 max. 20W A - E **230V**

### Dimensions

L160xB160xH160 - Bar 600

L70xB70

### Materials

INOX 32X | 46X | 53X | 63X | 64X | 31MX | 33MX  
INOX 316 5 | 5BB

### Ref

W744.B3.5	inox 316
W744.B3.5BB	inox 316 2x coated
W744.B3.31MX	white texture
W744.B3.32X	black texture
W744.B3.33MX	brown texture
W744.B3.46X	grey-brown
W744.B3.53X	bronze-brown
W744.B3.63X	umbra grey
W744.B3.64X	black grey

**built-up**  
bar 500-700-800mm on request  
Stange 500-700-800mm auf Anfrage

## W774.CH/.. - POLO

~230V



IP44



0,6 m



3,7850



0,5 m



05.20.02



pendant with chain and built-up base  
Pendelleuchte mit Kette und Aufbaubasis

### Lamp type

1x A60 E27 max. 40W A - E **230V**

### Dimensions

L240xB240xH240 - Chain 600

L70xB70

### Materials

INOX 32X | 46X | 53X | 63X | 64X | 31MX | 33MX  
INOX 316 5 | 5BB

### Ref

W774.CH.5	inox 316
W774.CH.5BB	inox 316 2x coated
W774.CH.31MX	white texture
W774.CH.32X	black texture
W774.CH.33MX	brown texture
W774.CH.46X	grey-brown
W774.CH.53X	bronze-brown
W774.CH.63X	umbra grey
W774.CH.64X	black grey

**built-up**  
longer chain on request  
längere Kette auf Anfrage

## W774.B3/.. - POLO

~230V



IP44



0,6 m



3,4800



0,5 m



05.20.02



pendant with swivel and built-up base  
Pendelleuchte mit Kugelgelenk und Aufbaurosette

### Lamp type

1x A60 E27 max. 40W A - E **230V**

### Dimensions

L240xB240xH240 - Bar 600

L70xB70

### Materials

INOX 32X | 46X | 53X | 63X | 64X | 31MX | 33MX  
INOX 316 5 | 5BB

### Ref

W774.B3.5	inox 316
W774.B3.5BB	inox 316 2x coated
W774.B3.31MX	white texture
W774.B3.32X	black texture
W774.B3.33MX	brown texture
W774.B3.46X	grey-brown
W774.B3.53X	bronze-brown
W774.B3.63X	umbra grey
W774.B3.64X	black grey

**built-up**  
bar 500-700-800mm on request  
Stange 500-700-800mm auf Anfrage



**W748.CH/.. - POLO**

~230V  IP44     0,6 m  3,6300  0,5 m  05.20.02 





pendant with chain and built-up base  
Pendelleuchte mit Kette und Aufbaubasis

**Lamp type**

 1x A60 E27 max. 60W  -  **230V**  
or  1x ST64 E27 max. 60W  -  **230V**

**Dimensions**

 L240xB240xH320 - Chain 600  
 L70xB70

**Materials**

INOX 32X | 46X | 53X | 63X | 64X | 31MX | 33MX  
INOX 316 5 | 5BB

**Ref**

W748.CH.5	inox 316
W748.CH.5BB	inox 316 2x coated
W748.CH.31MX	white texture
W748.CH.32X	black texture
W748.CH.33MX	brown texture
W748.CH.46X	grey-brown
W748.CH.53X	bronze-brown
W748.CH.63X	umbra grey
W748.CH.64X	black grey

**built-up**  
longer chain on request  
längere Kette auf Anfrage

**W748.B3/.. - POLO**

~230V  IP44     0,6 m  4,7200  0,5 m  05.20.02 





pendant with swivel and built-up base  
Pendelleuchte mit Kugelgelenk und Aufbaurosette

**Lamp type**

 1x A60 E27 max. 60W  -  **230V**  
or  1x ST64 E27 max. 60W  -  **230V**

**Dimensions**

 L240xB240xH320 - Bar 600  
 L70xB70

**Materials**

INOX 32X | 46X | 53X | 63X | 64X | 31MX | 33MX  
INOX 316 5 | 5BB

**Ref**

W748.B3.5	inox 316
W748.B3.5BB	inox 316 2x coated
W748.B3.31MX	white texture
W748.B3.32X	black texture
W748.B3.33MX	brown texture
W748.B3.46X	grey-brown
W748.B3.53X	bronze-brown
W748.B3.63X	umbra grey
W748.B3.64X	black grey

**built-up**  
bar 500-700-800mm on request  
Stange 500-700-800mm auf Anfrage

**W749.CH/.. - POLO**

~230V  IP44     0,6 m  6,0700  0,5 m  05.20.02 





pendant with chain and built-up base  
Pendelleuchte mit Kette und Aufbaubasis

**Lamp type**

 1x A60 E27 max. 60W  -  **230V**  
or  1x ST64 E27 max. 60W  -  **230V**

**Dimensions**

 L320xB320xH320 - Chain 600  
 L70xB70

**Materials**

INOX 32X | 46X | 53X | 63X | 64X | 31MX | 33MX  
INOX 316 5 | 5BB

**Ref**

W749.CH.5	inox 316
W749.CH.5BB	inox 316 2x coated
W749.CH.31MX	white texture
W749.CH.32X	black texture
W749.CH.33MX	brown texture
W749.CH.46X	grey-brown
W749.CH.53X	bronze-brown
W749.CH.63X	umbra grey
W749.CH.64X	black grey

**built-up**  
longer chain on request  
längere Kette auf Anfrage

**W749.B3/.. - POLO**

~230V  IP44     0,6 m  5,6600  0,5 m  05.20.02 





pendant with swivel and built-up base  
Pendelleuchte mit Kugelgelenk und Aufbaurosette

**Lamp type**

 1x A60 E27 max. 60W  -  **230V**  
or  1x ST64 E27 max. 60W  -  **230V**

**Dimensions**

 L320xB320xH320 - Bar 600  
 L70xB70

**Materials**

INOX 32X | 46X | 53X | 63X | 64X | 31MX | 33MX  
INOX 316 5 | 5BB

**Ref**

W749.B3.5	inox 316
W749.B3.5BB	inox 316 2x coated
W749.B3.31MX	white texture
W749.B3.32X	black texture
W749.B3.33MX	brown texture
W749.B3.46X	grey-brown
W749.B3.53X	bronze-brown
W749.B3.63X	umbra grey
W749.B3.64X	black grey

**built-up**  
bar 500-700-800mm on request  
Stange 500-700-800mm auf Anfrage

**W758.CH/.. - POLO**

~230V  IP44     0,6 m  8,600  0,5 m  05.20.02 





pendant with chain and built-up base  
Pendelleuchte mit Kette und Aufbaubasis

**Lamp type**

 1x A60 E27 max. 60W  -  **230V**  
or  1x ST64 E27 max. 60W  -  **230V**

**Dimensions**

 L400xB400xH400 - Chain 600  
 L70xB70

**Materials**

INOX 32X | 46X | 53X | 63X | 64X | 31MX | 33MX  
INOX 316 5 | 5BB

**Ref**

W758.CH.5	inox 316
W758.CH.5BB	inox 316 2x coated
W758.CH.31MX	white texture
W758.CH.32X	black texture
W758.CH.33MX	brown texture
W758.CH.46X	grey-brown
W758.CH.53X	bronze-brown
W758.CH.63X	umbra grey
W758.CH.64X	black grey

**built-up**  
longer chain on request  
längere Kette auf Anfrage

**W758.B3/.. - POLO**

~230V  IP44     0,6 m  7,5800  0,5 m  05.20.02 





pendant with swivel and built-up base  
Pendelleuchte mit Kugelgelenk und Aufbaurosette

**Lamp type**

 1x A60 E27 max. 60W  -  **230V**  
or  1x ST64 E27 max. 60W  -  **230V**

**Dimensions**

 L400xB400xH400 - Bar 600  
 L70xB70

**Materials**

INOX 32X | 46X | 53X | 63X | 64X | 31MX | 33MX  
INOX 316 5 | 5BB

**Ref**

W758.B3.5	inox 316
W758.B3.5BB	inox 316 2x coated
W758.B3.31MX	white texture
W758.B3.32X	black texture
W758.B3.33MX	brown texture
W758.B3.46X	grey-brown
W758.B3.53X	bronze-brown
W758.B3.63X	umbra grey
W758.B3.64X	black grey

**built-up**  
bar 500-700-800mm on request  
Stange 500-700-800mm auf Anfrage



**W759.CH/.. - POLO**

~230V  IP44     0,6 m  8,9000  0,5 m  05.20.50 





pendant with chain and built-up base - with Xicato LED IP66  
- with LED driver  
Pendelleuchte mit Kette und Aufbaubasis - mit LED-Modul  
Xicato IP66 - mit Driver LED

**Lamp type**

 1x Led 2220lm CRI80 max. 29W  **700mA**

**Dimensions**

 L400xB400xH400 - Chain 600  
 L70xB70

**Ref**

W759.CH.5	NW
W759.CH.5BB	NW
W759.CH.31MX	NW
W759.CH.32X	NW
W759.CH.33MX	NW
W759.CH.46X	NW
W759.CH.53X	NW
W759.CH.63X	NW
W759.CH.64X	NW

**built-up**  
longer chain on request  
längere Kette auf Anfrage  
other LED colours on request  
andere LED-Farben auf Anfrage

**W759.B3/.. - POLO**

~230V  IP44     0,6 m  8,9000  0,5 m  05.20.50 





pendant with swivel and built-up base - with Xicato LED IP66  
- with LED driver  
Pendelleuchte mit Kugelgelenk und Aufbaurosette - mit LED-  
Modul Xicato IP66 - mit Driver LED

**Lamp type**

 1x Led 2220lm CRI80 max. 29W  **700mA**

**Dimensions**

 L400xB400xH400 - Bar 600  
 L70xB70

**Ref**

W759.B3.5	NW
W759.B3.5BB	NW
W759.B3.31MX	NW
W759.B3.32X	NW
W759.B3.33MX	NW
W759.B3.46X	NW
W759.B3.53X	NW
W759.B3.63X	NW
W759.B3.64X	NW

**built-up**  
bar 500-700-800mm on request  
Stange 500-700-800mm auf Anfrage  
other LED colours on request  
andere LED-Farben auf Anfrage

W805.B3/.. - POLO - B3

~230V IP44 0,6 m 0,5 m 05.20.02 CE



pendant with swivel and built-up base  
Pendelleuchte mit Kugelgelenk und Aufbaurosette

Lamp type

1x G125 E27 max. 8W **A** - **E** 230V  
1x ST64 E27 max. 40W **A** - **E** 230V

Dimensions

L600xB600xH410 - Bar 600  
L70xB70

Materials

INOX 32X | 46X | 53X | 63X | 64X | 31MX | 33MX  
INOX 316 5 | 5BB

Ref

W805.B3.5	inox 316
W805.B3.5BB	inox 316 2x coated
W805.B3.31MX	white texture
W805.B3.32X	black texture
W805.B3.33MX	brown texture
W805.B3.46X	grey-brown
W805.B3.53X	bronze-brown
W805.B3.63X	umbra grey
W805.B3.64X	black grey

built-up

W745.CH/.. - POLO

~230V IP44 0,6 m 3,0900 0,5 m 05.20.02 CE



pendant with chain and built-up base  
Pendelleuchte mit Kette und Aufbaubasis

Lamp type

1x A60 E27 max. 60W **A** - **E** 230V  
or 1x ST64 E27 max. 60W **A** - **E** 230V

Dimensions

L128xB128xH320 - Chain 600  
L70xB70

Materials

INOX 32X | 46X | 53X | 63X | 64X | 31MX | 33MX  
INOX 316 5 | 5BB

Ref

W745.CH.5	inox 316
W745.CH.5BB	inox 316 2x coated
W745.CH.31MX	white texture
W745.CH.32X	black texture
W745.CH.33MX	brown texture
W745.CH.46X	grey-brown
W745.CH.53X	bronze-brown
W745.CH.63X	umbra grey
W745.CH.64X	black grey

built-up

longer chain on request  
längere Kette auf Anfrage

W745.B3/.. - POLO

~230V IP44 0,6 m 3,5200 0,5 m 05.20.02 CE



pendant with swivel and built-up base  
Pendelleuchte mit Kugelgelenk und Aufbaurosette

Lamp type

1x A60 E27 max. 60W **A** - **E** 230V  
or 1x ST64 E27 max. 60W **A** - **E** 230V

Dimensions

L128xB128xH320 - Bar 600  
L70xB70

Materials

INOX 32X | 46X | 53X | 63X | 64X | 31MX | 33MX  
INOX 316 5 | 5BB

Ref

W745.B3.5	inox 316
W745.B3.5BB	inox 316 2x coated
W745.B3.31MX	white texture
W745.B3.32X	black texture
W745.B3.33MX	brown texture
W745.B3.46X	grey-brown
W745.B3.53X	bronze-brown
W745.B3.63X	umbra grey
W745.B3.64X	black grey

built-up

bar 500-700-800mm on request  
Stange 500-700-800mm auf Anfrage

W775.CH/.. - POLO

~230V IP44 0,6 m 2,0000 0,5 m 05.20.02 CE



pendant with chain and built-up base  
Pendelleuchte mit Kette und Aufbaubasis

Lamp type

1x D45 E14 max. 40W **A** - **E** 230V

Dimensions

L136xB136xH180 - Chain 600  
L70xB70

Materials

INOX 32X | 46X | 53X | 63X | 64X | 31MX | 33MX  
INOX 316 5 | 5BB

Ref

W775.CH.5	inox 316
W775.CH.5BB	inox 316 2x coated
W775.CH.31MX	white texture
W775.CH.32X	black texture
W775.CH.33MX	brown texture
W775.CH.46X	grey-brown
W775.CH.53X	bronze-brown
W775.CH.63X	umbra grey
W775.CH.64X	black grey

built-up

longer chain on request  
längere Kette auf Anfrage

# INDOOR | Ceiling UP | Pendants | POLO

## W775.B.CH/.. - POLO

~230V IP44 0,6 m 2,1850 0,5 m 05.20.02 CE



pendant with chain and built-up base  
Pendelleuchte mit Kette und Aufbaubasis

### Lamp type

1x A60 E27 max. 40W **A** - **E** 230V

### Dimensions

L136xB136xH180 - Chain 600  
L70xB70

### Materials

INOX 32X | 46X | 53X | 63X | 64X | 31MX | 33MX  
INOX 316 5 | 5BB

### Ref

W775.B.CH.5	inox 316
W775.B.CH.5BB	inox 316 2x coated
W775.B.CH.31MX	white texture
W775.B.CH.32X	black texture
W775.B.CH.33MX	brown texture
W775.B.CH.46X	grey-brown
W775.B.CH.53X	bronze-brown
W775.B.CH.63X	umbra grey
W775.B.CH.64X	black grey

**built-up**  
longer chain on request  
längere Kette auf Anfrage

## W775.B3/.. - POLO

~230V IP44 0,6 m 2,6100 0,5 m 05.20.02 CE



pendant with swivel and built-up base  
Pendelleuchte mit Kugelgelenk und Aufbaurosette

### Lamp type

1x D45 E14 max. 40W **A** - **E** 230V

### Dimensions

L136xB136xH180 - Bar 600  
L70xB70

### Materials

INOX 32X | 46X | 53X | 63X | 64X | 31MX | 33MX  
INOX 316 5 | 5BB

### Ref

W775.B3.5	inox 316
W775.B3.5BB	inox 316 2x coated
W775.B3.31MX	white texture
W775.B3.32X	black texture
W775.B3.33MX	brown texture
W775.B3.46X	grey-brown
W775.B3.53X	bronze-brown
W775.B3.63X	umbra grey
W775.B3.64X	black grey

**built-up**  
bar 500-700-800mm on request  
Stange 500-700-800mm auf Anfrage

## W775.B.B3/.. - POLO

~230V IP44 0,6 m 0,5 m 05.20.02 CE



pendant with swivel and built-up base  
Pendelleuchte mit Kugelgelenk und Aufbaurosette

### Lamp type

1x A60 E27 max. 40W **A** - **E** 230V

### Dimensions

L136xB136xH180 - Bar 600  
L70xB70

### Materials

INOX 32X | 46X | 53X | 63X | 64X | 31MX | 33MX  
INOX 316 5 | 5BB

### Ref

W775.B.B3.5	inox 316
W775.B.B3.5BB	inox 316 2x coated
W775.B.B3.31MX	white texture
W775.B.B3.32X	black texture
W775.B.B3.33MX	brown texture
W775.B.B3.46X	grey-brown
W775.B.B3.53X	bronze-brown
W775.B.B3.63X	umbra grey
W775.B.B3.64X	black grey

**built-up**  
bar 500-700-800mm on request  
Stange 500-700-800mm auf Anfrage

## W776.CH/.. - POLO

~230V IP44 0,6 m 0,5 m 05.20.02 CE



pendant with chain and built-up base  
Pendelleuchte mit Kette und Aufbaubasis

### Lamp type

1x QPAR 51 GU10 max. 20W **A** - **E** 230V

### Dimensions

L136xB136xH180 - Chain 600  
L70xB70

### Materials

INOX 32X | 46X | 53X | 63X | 64X | 31MX | 33MX  
INOX 316 5 | 5BB

### Ref

W776.CH.5	inox 316
W776.CH.5BB	inox 316 2x coated
W776.CH.31MX	white texture
W776.CH.32X	black texture
W776.CH.33MX	brown texture
W776.CH.46X	grey-brown
W776.CH.53X	bronze-brown
W776.CH.63X	umbra grey
W776.CH.64X	black grey


**built-up**  
longer chain on request  
längere Kette auf Anfrage

**W776.B3/.. - POLO**

~230V  IP44    0,6 m  0,5 m  05.20.02  CE



pendant with swivel and built-up base  
Pendelleuchte mit Kugelgelenk und Aufbaurosette

**Lamp type**  
1x QPAR 51 GU10 max. 20W  **230V**

**Dimensions**  
L136xB136xH180 - Bar 600  
L70xB70

**Materials**  
INOX 32X | 46X | 53X | 63X | 64X | 31MX | 33MX  
INOX 316 5 | 5BB

**Ref**  
W776.B3.5 inox 316  
W776.B3.5BB inox 316 2x coated  
W776.B3.31MX white texture  
W776.B3.32X black texture  
W776.B3.33MX brown texture  
W776.B3.46X grey-brown  
W776.B3.53X bronze-brown  
W776.B3.63X umbra grey  
W776.B3.64X black grey



*built-up*  
bar 400-600-700-800mm on request  
Stange 400-600-700-800mm auf Anfrage

**W746.CH/.. - POLO**

~230V  IP44    0,6 m  6,3200  0,5 m  05.20.02  CE



pendant with chain and built-up base  
Pendelleuchte mit Kette und Aufbaubasis

**Lamp type**  
1x A60 E27 max. 60W  **230V**  
or 1x ST64 E27 max. 60W  **230V**

**Dimensions**  
L240xB240xH320 - Chain 600  
L70xB70

**Materials**  
INOX 32X | 46X | 53X | 63X | 64X | 31MX | 33MX  
INOX 316 5 | 5BB

**Ref**  
W746.CH.5 inox 316  
W746.CH.5BB inox 316 2x coated  
W746.CH.31MX white texture  
W746.CH.32X black texture  
W746.CH.33MX brown texture  
W746.CH.46X grey-brown  
W746.CH.53X bronze-brown  
W746.CH.63X umbra grey  
W746.CH.64X black grey



*built-up*  
longer chain on request  
längere Kette auf Anfrage

**W746.B3/.. - POLO**

~230V  IP44    0,6 m  5,8550  0,5 m  05.20.02  CE



pendant with swivel and built-up base  
Pendelleuchte mit Kugelgelenk und Aufbaurosette

**Lamp type**  
1x A60 E27 max. 60W  **230V**  
or 1x ST64 E27 max. 60W  **230V**

**Dimensions**  
L240xB240xH320 - Bar 600  
L70xB70

**Materials**  
INOX 32X | 46X | 53X | 63X | 64X | 31MX | 33MX  
INOX 316 5 | 5BB

**Ref**  
W746.B3.5 inox 316  
W746.B3.5BB inox 316 2x coated  
W746.B3.31MX white texture  
W746.B3.32X black texture  
W746.B3.33MX brown texture  
W746.B3.46X grey-brown  
W746.B3.53X bronze-brown  
W746.B3.63X umbra grey  
W746.B3.64X black grey



*built-up*  
bar 500-700-800mm on request  
Stange 500-700-800mm auf Anfrage

**W747.CH/.. - POLO**

~230V  IP44    0,6 m  7,4950  0,5 m  05.20.02  CE



pendant with chain and built-up base  
Pendelleuchte mit Kette und Aufbaubasis

**Lamp type**  
1x A60 E27 max. 60W  **230V**  
or 1x ST64 E27 max. 60W  **230V**

**Dimensions**  
L300xB300xH320 - Chain 600  
L70xB70

**Materials**  
INOX 32X | 46X | 53X | 63X | 64X | 31MX | 33MX  
INOX 316 5 | 5BB

**Ref**  
W747.CH.5 inox 316  
W747.CH.5BB inox 316 2x coated  
W747.CH.31MX white texture  
W747.CH.32X black texture  
W747.CH.33MX brown texture  
W747.CH.46X grey-brown  
W747.CH.53X bronze-brown  
W747.CH.63X umbra grey  
W747.CH.64X black grey

*built-up*  
longer chain on request  
längere Kette auf Anfrage

W747.B3/.. - POLO

~230V IP44 0,6 m 6,4950 0,5 m 05.20.02 CE



pendant with swivel and built-up base  
Pendelleuchte mit Kugelgelenk und Aufbaurosette

Lamp type

1x A60 E27 max. 60W **A** - **E** 230V  
or 1x ST64 E27 max. 60W **A** - **E** 230V

Dimensions

L300xB300xH320 - Bar 600  
L70xB70

Materials

INOX 32X | 46X | 53X | 63X | 64X | 31MX | 33MX  
INOX 316 5 | 5BB

Ref

W747.B3.5	inox 316
W747.B3.5BB	inox 316 2x coated
W747.B3.31MX	white texture
W747.B3.32X	black texture
W747.B3.33MX	brown texture
W747.B3.46X	grey-brown
W747.B3.53X	bronze-brown
W747.B3.63X	umbra grey
W747.B3.64X	black grey

**built-up**  
bar 500-700-800mm on request  
Stange 500-700-800mm auf Anfrage

W747.2.CH/.. - POLO

~230V IP44 0,6 m 5,9000 0,5 m 05.20.02 CE



pendant with chain and built-up base  
Pendelleuchte mit Kette und Aufbaubasis

Lamp type

2x A60 E27 max. 60W **A** - **E** 230V  
or 2x ST64 E27 max. 60W **A** - **E** 230V

Dimensions

L300xB300xH320 - Chain 600  
L70xB70

Materials

INOX 32X | 46X | 53X | 63X | 64X | 31MX | 33MX  
INOX 316 5 | 5BB

Ref

W747.2.CH.5	inox 316
W747.2.CH.5BB	inox 316 2x coated
W747.2.CH.31MX	white texture
W747.2.CH.32X	black texture
W747.2.CH.33MX	brown texture
W747.2.CH.46X	grey-brown
W747.2.CH.53X	bronze-brown
W747.2.CH.63X	umbra grey
W747.2.CH.64X	black grey

**built-up**  
longer chain on request  
längere Kette auf Anfrage

W747.2.B3/.. - POLO

~230V IP44 0,6 m 0,5 m 05.20.02 CE



pendant with swivel and built-up base  
Pendelleuchte mit Kugelgelenk und Aufbaurosette

Lamp type

2x A60 E27 max. 60W **A** - **E** 230V  
or 2x ST64 E27 max. 60W **A** - **E** 230V

Dimensions

L300xB300xH320 - Bar 600  
L70xB70

Materials

INOX 32X | 46X | 53X | 63X | 64X | 31MX | 33MX  
INOX 316 5 | 5BB

Ref

W747.2.B3.5	inox 316
W747.2.B3.5BB	inox 316 2x coated
W747.2.B3.31MX	white texture
W747.2.B3.32X	black texture
W747.2.B3.33MX	brown texture
W747.2.B3.46X	grey-brown
W747.2.B3.53X	bronze-brown
W747.2.B3.63X	umbra grey
W747.2.B3.64X	black grey

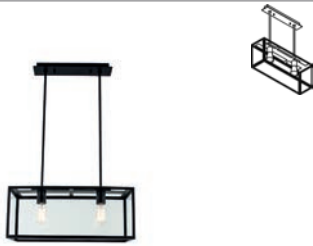
**built-up**  
bar 500-700-800mm on request  
Stange 500-700-800mm auf Anfrage





5104.2.SO/.. - TAVOLO B160 L600

~230V IP20     0,6 m   



pendant with swivel - with top plate open  
Pendelleuchte mit Kugelgelenk - mit Oberplatte offen

Lamp type

2x ST64 E27 max. 40W  230V  
or 2x G80 E27 max. 40W  230V

Dimensions

L600xB160xH250 - Bar 600  
L400xB40

Materials

INOX 32X | 46X | 53X | 31MX

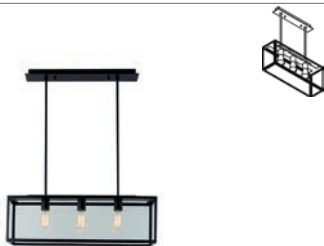
Ref

5104.2.SO.31MX white texture  
5104.2.SO.32X black texture  
5104.2.SO.46X grey-brown  
5104.2.SO.53X bronze-brown

built-up

5104.3X.SO/.. - TAVOLO B160 L600

~230V IP20     0,6 m   



pendant with swivel - with top plate open  
Pendelleuchte mit Kugelgelenk - mit Oberplatte offen

Lamp type

3x ST64 E27 max. 40W  230V  
or 3x G80 E27 max. 40W  230V

Dimensions

L600xB160xH250 - Bar 600  
L400xB40

Materials

INOX 32X | 46X | 53X | 31MX

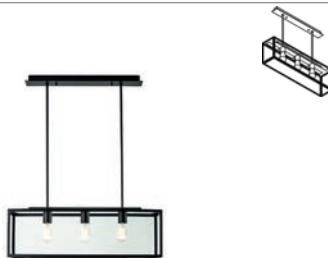
Ref

5104.3X.SO.31MX white texture  
5104.3X.SO.32X black texture  
5104.3X.SO.46X grey-brown  
5104.3X.SO.53X bronze-brown

built-up

5104.3.SO/.. - TAVOLO B160 L800

~230V IP20     0,6 m   



pendant with swivel - with top plate open  
Pendelleuchte mit Kugelgelenk - mit Oberplatte offen

Lamp type

3x ST64 E27 max. 40W  230V  
or 3x G80 E27 max. 40W  230V

Dimensions

L800xB160xH250 - Bar 600  
L600xB40

Materials

INOX 32X | 46X | 53X | 31MX

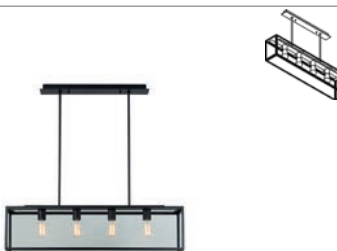
Ref

5104.3.SO.31MX white texture  
5104.3.SO.32X black texture  
5104.3.SO.46X grey-brown  
5104.3.SO.53X bronze-brown

built-up

5104.4.SO/.. - TAVOLO B160 L1000

~230V IP20     0,6 m    



pendant with swivel - with top plate open  
Pendelleuchte mit Kugelgelenk - mit Oberplatte offen

Lamp type

4x ST64 E27 max. 40W  230V  
or 4x G80 E27 max. 40W  230V

Dimensions

L1000xB160xH250 - Bar 600  
L600xB40

Materials

INOX 32X | 46X | 53X | 31MX

Ref

5104.4.SO.31MX white texture  
5104.4.SO.32X black texture  
5104.4.SO.46X grey-brown  
5104.4.SO.53X bronze-brown

built-up

5104.5.SO/.. - TAVOLO B160 L1200

~230V



IP20



0,6 m



13,4500



0,5 m



pendant with swivel - with top plate open  
 Pendelleuchte mit Kugelgelenk - mit Oberplatte offen

Lamp type

5x ST64 E27 max. 40W A - E 230V

or 5x G80 E27 max. 40W A - E 230V

Dimensions

L1200xB160xH250 - Bar 600

L600xB40

Materials

INOX

32X | 46X | 53X | 31MX

Ref

5104.5.SO.31MX

white texture

5104.5.SO.32X

black texture

5104.5.SO.46X

grey-brown

5104.5.SO.53X

bronze-brown

built-up



5103.2.SC/.. - TAVOLO B160 L600

~230V IP20      0,6 m  0,5 m  



pendant with swivel - with top plate closed  
Pendelleuchte mit Kugelgelenk - mit Oberplatte geschlossen

Lamp type

2x ST64 E27 max. 40W  230V  
or 2x G80 E27 max. 40W  230V

Dimensions

L600xB160xH250 - Bar 600  
L400xB40

Materials

INOX 32X | 46X | 53X | 31MX

Ref

5103.2.SC.31MX white texture  
5103.2.SC.32X black texture  
5103.2.SC.46X grey-brown  
5103.2.SC.53X bronze-brown

built-up

5103.3X.SC/.. - TAVOLO B160 L600

~230V IP20      0,6 m  0,5 m  



pendant with swivel - with top plate closed  
Pendelleuchte mit Kugelgelenk - mit Oberplatte geschlossen

Lamp type

3x ST64 E27 max. 40W  230V  
or 3x G80 E27 max. 40W  230V

Dimensions

L600xB160xH250 - Bar 600  
L400xB40

Materials

INOX 32X | 46X | 53X | 31MX

Ref

5103.3X.SC.31MX white texture  
5103.3X.SC.32X black texture  
5103.3X.SC.46X grey-brown  
5103.3X.SC.53X bronze-brown

built-up

5103.3.SC/.. - TAVOLO B160 L800

~230V IP20      0,6 m  12,3100  0,5 m  



pendant with swivel - with top plate closed  
Pendelleuchte mit Kugelgelenk - mit Oberplatte geschlossen

Lamp type

3x ST64 E27 max. 40W  230V  
or 3x G80 E27 max. 40W  230V

Dimensions

L800xB160xH250 - Bar 600  
L600xB40

Materials

INOX 32X | 46X | 53X | 31MX

Ref

5103.3.SC.31MX white texture  
5103.3.SC.32X black texture  
5103.3.SC.46X grey-brown  
5103.3.SC.53X bronze-brown

built-up

5103.4.SC/.. - TAVOLO B160 L1000

~230V IP20      0,6 m  15,0000  0,5 m  



pendant with swivel - with top plate closed  
Pendelleuchte mit Kugelgelenk - mit Oberplatte geschlossen

Lamp type

4x ST64 E27 max. 40W  230V  
or 4x G80 E27 max. 40W  230V

Dimensions

L1000xB160xH250 - Bar 600  
L600xB40

Materials

INOX 32X | 46X | 53X | 31MX

Ref

5103.4.SC.31MX white texture  
5103.4.SC.32X black texture  
5103.4.SC.46X grey-brown  
5103.4.SC.53X bronze-brown

built-up

5103.5.SC/.. - TAVOLO B160 L1200

~230V



IP20



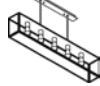
0,6 m



17,0000



0,5 m



pendant with swivel - with top plate closed  
 Pendelleuchte mit Kugelgelenk - mit Oberplatte geschlossen

Lamp type

5x ST64 E27 max. 40W A - E 230V

or 5x G80 E27 max. 40W A - E 230V

Dimensions

L1200xB160xH250 - Bar 600

L600xB40

Materials

INOX

32X | 46X | 53X | 31MX

Ref

5103.5.SC.31MX

white texture

5103.5.SC.32X

black texture


5103.5.SC.46X

grey-brown

5103.5.SC.53X

bronze-brown

built-up



5101.2.XLO/.. - TAVOLO B200 L600

~230V IP20 0,6 m 0,5 m 05.20.02 CE



pendant with swivel - with top plate open  
Pendelleuchte mit Kugelgelenk - mit Oberplatte offen

Lamp type

2x ST64 E27 max. 40W **A** - **E** 230V  
or 2x G80 E27 max. 40W **A** - **E** 230V

Dimensions

L600xB200xH250 - Bar 600  
L400xB40

Materials

INOX 32X | 46X | 53X | 31MX

Ref

5101.2.XLO.31MX white texture  
5101.2.XLO.32X black texture  
5101.2.XLO.46X grey-brown  
5101.2.XLO.53X bronze-brown

built-up

5101.3X.XLO/.. - TAVOLO B200 L600

~230V IP20 0,6 m 10,1700 0,5 m 05.20.02 CE



pendant with swivel - with top plate open  
Pendelleuchte mit Kugelgelenk - mit Oberplatte offen

Lamp type

3x ST64 E27 max. 40W **A** - **E** 230V  
or 3x G80 E27 max. 40W **A** - **E** 230V

Dimensions

L600xB200xH250 - Bar 600  
L400xB40

Materials

INOX 32X | 46X | 53X | 31MX

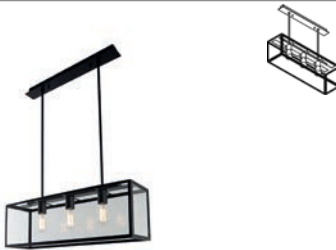
Ref

5101.3X.XLO.31MX white texture  
5101.3X.XLO.32X black texture  
5101.3X.XLO.46X grey-brown  
5101.3X.XLO.53X bronze-brown

built-up

5101.3.XLO/.. - TAVOLO B200 L800

~230V IP20 0,6 m 11,8000 0,5 m 05.20.02 CE



pendant with swivel - with top plate open  
Pendelleuchte mit Kugelgelenk - mit Oberplatte offen

Lamp type

3x ST64 E27 max. 40W **A** - **E** 230V  
or 3x G80 E27 max. 40W **A** - **E** 230V

Dimensions

L800xB200xH250 - Bar 600  
L600xB40

Materials

INOX 32X | 46X | 53X | 31MX

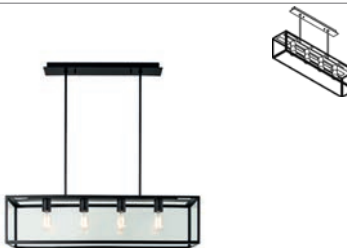
Ref

5101.3.XLO.31MX white texture  
5101.3.XLO.32X black texture  
5101.3.XLO.46X grey-brown  
5101.3.XLO.53X bronze-brown

built-up

5101.4.XLO/.. - TAVOLO B200 L1000

~230V IP20 0,6 m 14,2000 0,5 m 05.20.02 CE



pendant with swivel - with top plate open  
Pendelleuchte mit Kugelgelenk - mit Oberplatte offen

Lamp type

4x ST64 E27 max. 40W **A** - **E** 230V  
or 4x G80 E27 max. 40W **A** - **E** 230V

Dimensions

L1000xB200xH250 - Bar 600  
L600xB40

Materials

INOX 32X | 46X | 53X | 31MX

Ref

5101.4.XLO.31MX white texture  
5101.4.XLO.32X black texture  
5101.4.XLO.46X grey-brown  
5101.4.XLO.53X bronze-brown

built-up

5101.5.XLO/.. - TAVOLO B200 L 1200

~230V



IP20



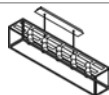
0,6 m



13,7800



05.20.02



pendant with swivel - with top plate open  
 Pendelleuchte mit Kugelgelenk - mit Oberplatte offen

Lamp type

5x ST64 E27 max. 60W A - E 230V

or 5x G80 E27 max. 40W A - E 230V

Dimensions

L1200xB200xH250 - Bar 600

L600xB40

Materials

INOX 32X | 46X | 53X | 31MX

Ref

5101.5.XLO.31MX	white texture
5101.5.XLO.32X	black texture
5101.5.XLO.46X	grey-brown
5101.5.XLO.53X	bronze-brown

built-up

5101.7.XLO/.. - TAVOLO B200 L1500

~230V



IP20



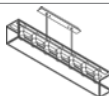
0,6 m



20,1000



05.20.02



pendant with swivel - with top plate open  
 Pendelleuchte mit Kugelgelenk - mit Oberplatte offen

Lamp type

7x ST64 E27 max. 60W A - E 230V

or 7x G80 E27 max. 40W A - E 230V

Dimensions

L1500xB200xH250 - Bar 600

L600xB40

Materials

INOX 32X | 46X | 53X | 31MX

Ref

5101.7.XLO.31MX	white texture
5101.7.XLO.32X	black texture
5101.7.XLO.46X	grey-brown
5101.7.XLO.53X	bronze-brown

built-up



5100.2.XLC/.. - TAVOLO B200 L600

~230V IP20      0,6 m  0,5 m  05.20.02 



pendant with swivel - with top plate closed  
Pendelleuchte mit Kugelgelenk - mit Oberplatte geschlossen

Lamp type

2x ST64 E27 max. 40W  -  230V  
or 2x G80 E27 max. 40W  -  230V

Dimensions

L600xB200xH250 - Bar 600  
L400xB40

Materials

INOX 32X | 46X | 53X | 31MX

Ref

5100.2.XLC.31MX white texture  
5100.2.XLC.32X black texture  
5100.2.XLC.46X grey-brown  
5100.2.XLC.53X bronze-brown

built-up

5100.3X.XLC/.. - TAVOLO B200 L600

~230V IP20      0,6 m  11,1100 0,5 m  05.20.02 



pendant with swivel - with top plate closed  
Pendelleuchte mit Kugelgelenk - mit Oberplatte geschlossen

Lamp type

3x ST64 E27 max. 40W  -  230V  
or 3x G80 E27 max. 40W  -  230V

Dimensions

L600xB200xH250 - Bar 600  
L400xB40

Materials

INOX 32X | 46X | 53X | 31MX

Ref

5100.3X.XLC.31MX white texture  
5100.3X.XLC.32X black texture  
5100.3X.XLC.46X grey-brown  
5100.3X.XLC.53X bronze-brown

built-up

5100.3.XLC/.. - TAVOLO B200 L800

~230V IP20      0,6 m  13,1000 0,5 m  05.20.02 



pendant with swivel - with top plate closed  
Pendelleuchte mit Kugelgelenk - mit Oberplatte geschlossen

Lamp type

3x ST64 E27 max. 40W  -  230V  
or 3x G80 E27 max. 40W  -  230V

Dimensions

L800xB200xH250 - Bar 600  
L600xB40

Materials

INOX 32X | 46X | 53X | 31MX

Ref

5100.3.XLC.31MX white texture  
5100.3.XLC.32X black texture  
5100.3.XLC.46X grey-brown  
5100.3.XLC.53X bronze-brown

built-up

5100.4.XLC/.. - TAVOLO B200 L1000

~230V IP20      0,6 m  16,2500 0,5 m  05.20.02 



pendant with swivel - with top plate closed  
Pendelleuchte mit Kugelgelenk - mit Oberplatte geschlossen

Lamp type

4x ST64 E27 max. 40W  -  230V  
or 4x G80 E27 max. 40W  -  230V

Dimensions

L1000xB200xH250 - Bar 600  
L600xB40

Materials

INOX 32X | 46X | 53X | 31MX

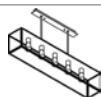
Ref

5100.4.XLC.31MX white texture  
5100.4.XLC.32X black texture  
5100.4.XLC.46X grey-brown  
5100.4.XLC.53X bronze-brown

built-up

5100.5.XLC/.. - TAVOLO B200 L1200

~230V



pendant with swivel - with top plate closed  
 Pendelleuchte mit Kugelgelenk - mit Oberplatte geschlossen

Lamp type

5x ST64 E27 max. 40W A - E 230V  
 or 5x G80 E27 max. 40W A - E 230V

Dimensions

L1200xB200xH250 - Bar 600  
 L600xB40

Materials

INOX 32X | 46X | 53X | 31MX

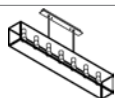
Ref

5100.5.XLC.31MX white texture  
 5100.5.XLC.32X black texture  
 5100.5.XLC.46X grey-brown  
 5100.5.XLC.53X bronze-brown

built-up

5100.7.XLC/.. - TAVOLO B200 L1500

~230V



pendant with swivel - with top plate closed  
 Pendelleuchte mit Kugelgelenk - mit Oberplatte geschlossen

Lamp type

7x ST64 E27 max. 40W A - E 230V  
 or 7x G80 E27 max. 40W A - E 230V

Dimensions

L1500xB200xH250 - Bar 600  
 L600xB40

Materials

INOX 32X | 46X | 53X | 31MX

Ref

5100.7.XLC.31MX white texture  
 5100.7.XLC.32X black texture  
 5100.7.XLC.46X grey-brown  
 5100.7.XLC.53X bronze-brown

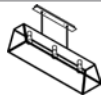
built-up





5105.3/.. - TAVOLO L1200

~230V IP20 0,6 m 0,5 m 05.20.02 CE



pendant with swivel - with top plate closed  
Pendelleuchte mit Kugelgelenk - mit Oberplatte geschlossen

Lamp type

3x ST64 E27 max. 40W A - E 230V  
or 3x G80 E27 max. 40W A - E 230V

Dimensions

L1200xB320xH300 - Bar 600  
L600xB40

Materials

INOX 32X | 46X | 53X | 31MX

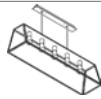
Ref

5105.3.31MX white texture  
5105.3.32X black texture  
5105.3.46X grey-brown  
5105.3.53X bronze-brown

built-up

5105.5/.. - TAVOLO L1200

~230V IP20 0,6 m 17,8000 0,5 m 05.20.02 CE



pendant with swivel - with top plate closed  
Pendelleuchte mit Kugelgelenk - mit Oberplatte geschlossen

Lamp type

5x ST64 E27 max. 40W A - E 230V  
or 5x G80 E27 max. 40W A - E 230V

Dimensions

L1200xB320xH300 - Bar 600  
L600xB40

Materials

INOX 32X | 46X | 53X | 31MX

Ref

5105.5.31MX white texture  
5105.5.32X black texture  
5105.5.46X grey-brown  
5105.5.53X bronze-brown

built-up



5107.5.B3/.. - TAVOLO SQ 600X600 - B3

~230V



IP20



0,6 m



14,4900



0,5 m



pendant with swivel and built-up base  
Pendelleuchte mit Kugelgelenk und Aufbaurosette

Lamp type

5x G125 E27 max. 8W A - E 230V

or 5x ST64 E27 max. 40W A - E 230V

Dimensions

L600xB600xH250 - Bar 600

Materials

INOX 32X | 46X | 53X | 31MX

Ref

5107.5.B3.31MX	white texture
5107.5.B3.32X	black texture
5107.5.B3.46X	grey-brown
5107.5.B3.53X	bronze-brown

built-up

5108.9.B3/.. - TAVOLO SQ 800X800 - B3

~230V



IP20



0,6 m



22,2500



0,5 m



pendant with swivel and built-up base  
Pendelleuchte mit Kugelgelenk und Aufbaurosette

Lamp type

9x G125 E27 max. 8W A - E 230V

or 9x ST64 E27 max. 40W A - E 230V

Dimensions

L800xB800xH250 - Bar 600

Materials

INOX 32X | 46X | 53X | 31MX

Ref

5108.9.B3.31MX	white texture
5108.9.B3.32X	black texture
5108.9.B3.46X	grey-brown
5108.9.B3.53X	bronze-brown

built-up

SET TIGE/.. - TAVOLO SET TIGE

IP20



supplement - set of 2 bars  
Supplement - Duo von Stangen

Materials

INOX 32X | 46X | 53X | 31MX

Colour	SETL1000/..	SETL1100/..	SETL1200/..	SETL400/..	SETL500/..	SETL600/..	SETL700/..	SETL800/..	SETL900/..
	L 1000	L 1100	L 1200	L 400	L 500	L 600	L 700	L 800	L 900
31MX									
32X									
46X									
53X									

Series Tavolo & Polina: use safety cotter pin supplied with suspension when installing  
Serie Tavolo & Polina : bitte verwenden Sie die mitgelieferte Sicherheitsspannhülsen bei der Installation



1820/.. - GOTA

~230V IP20 1,5 m 5,8800 0,5 m 05.20.50



pendant - with suspension + base - with electronic gear  
 Pendelleuchte - mit Aufhängung + Rosette - mit  
 elektronischem Vorschaltgerät

Ref

1820.14

alu satin

Lamp type

2x T16FH T5 G5 max. 21W - 230V

Dimensions

Ø300xH1220

Materials

aluminium 14

built-up

1825/.. - GOTA

~230V IP20 1,5 m 5,6800 0,5 m 05.20.50



pendant - down - with suspension + base - with electronic gear

Pendelleuchte - down - mit Aufhängung + Rosette - mit  
 elektronischem Vorschaltgerät

Ref

1825.14

alu satin

Lamp type

1x TC-DEL G24Q-2 max. 18W 230V

2x T16FH T5 G5 max. 21W - 230V

Dimensions

Ø300xH1150  $\angle$  40° reflector

Materials

aluminium 14

built-up

other °angle reflector on demand  
 andere °Winkel Reflektor auf Anfrage